

SIX MONTH LIMITED WARRANTY

Your Dynarex Product is warrantied to be free of defects in materials and workmanship for six months from original date of purchase, for the original purchaser. This item was built to exacting standards and carefully inspected prior to shipment. This Warranty is an expression of our confidence in the materials and workmanship of our products and our assurance to the consumer of years of dependable service.

The Warranty shall not apply under the following conditions:

- Problems arising from normal wear
- Problems arising from failure to adhere to the product instructions
- Problems arising from misuse, negligence, accident or improper operation, maintenance or storage
- Problems arising from modifications or unauthorized repairs, parts or attachments

- Products where the serial number has been removed or defaced
- Problems with non-durable components, such as rubber accessories, casters, and grips, which are subject to normal wear and need periodic replacement

Dynarex shall not be liable for any consequential or incidental damages whatsoever. Dynarex shall repair or replace defective products at its option. The foregoing warranty is exclusive and in lieu of other express warranties, if any, including the implied warranties of merchantability and fitness of a particular purpose. The remedy for any violation of the implied warranty shall be limited to repair or replacement of the defective product pursuant to the terms contained herein.

If you have a question about your Dynarex device or this warranty, please contact an authorized Dynarex dealer.

Reorder Nos. 10740-10742

Bari+Max^{dynarex}
Support Where You Need It

Bariatric Full Body Slings

XX-Large • XXX-Large



SYMBOL GLOSSARY
For an explanation of symbols
used in Dynarex packaging, visit
dynarex.com/symbols.php

R220824

Manufactured for: Dynarex Corporation
10 Glenshaw Street | Orangeburg, NY 10962
USA • www.dynarex.com | Made in China

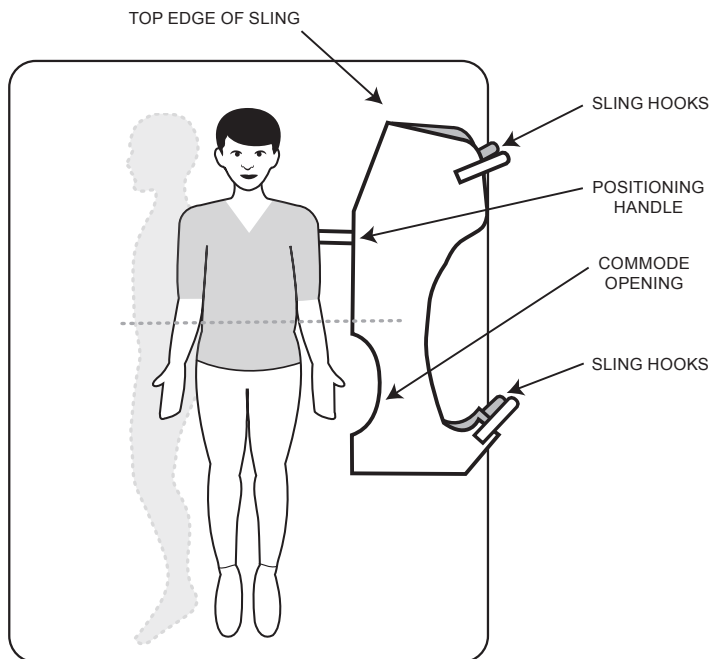
WARNINGS

- Read the instructions before using the sling.
 - Before use consult with a trained professional to ensure the proper sling is used. Improper use of the sling may result in personal injury.
 - Carefully inspect the sling for wear before each use. If the sling shows signs of tearing, fraying or other wear, discard the sling immediately.
- Damaged slings are not safe for use and may result in serious personal injury to the user.
- Do not exceed maximum weight capacity. Never exceed the lowest weight capacity rating of either the patient lift or patient sling.
 - This sling should be used with Dynarex brand lift, and chains or straps only.

POSITIONING THE SLING WHILE PATIENT IS IN BED

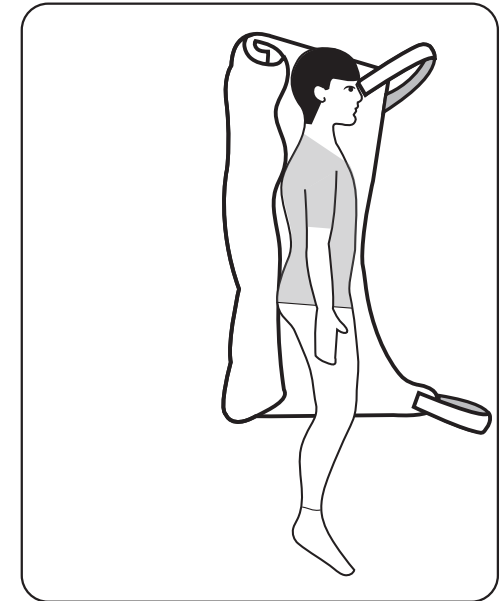
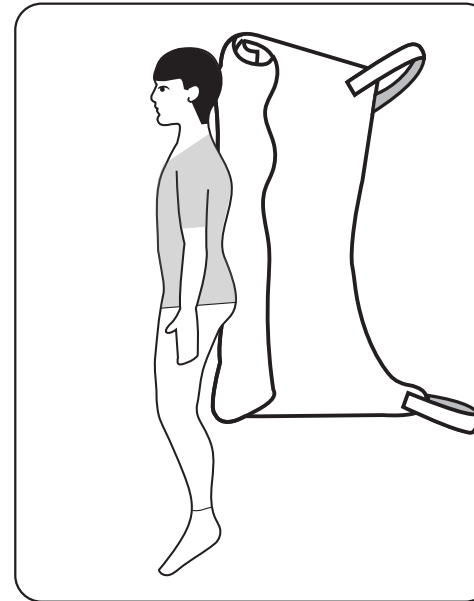
To properly position the sling requires two people, one on each side of the patient.

1. Position the patient in the center of the bed laying flat on their back.
2. Roll the patient to one side.
3. Fold the sling in half (length-wise) and place the sling beside the patient. The top edge of the sling should be slightly above the patient's head.



POSITIONING THE SLING WHILE PATIENT IS IN BED

4. Roll the top layer of the sling towards the patient.
5. Roll the patient over the rolled portion of the sling.



6. Unroll the sling so that it is fully open and flat on the bed.
7. Roll the patient back onto the center of the bed laying flat on their back.

