

Wound
Management
Product
Catalogue

 At **smith&nephew** we're proud to support healthcare professionals in their daily efforts to improve the lives of their patients.



Australia & New Zealand | 2017/18

Smith & Nephew supports healthcare professionals in their daily efforts to improve the lives of their patients. We do this by taking a pioneering approach to the design of our products and services, by securing wider access to our diverse technologies for more customers globally, and by enabling better outcomes for patients and healthcare systems.

Smith & Nephew wound management

Wound management can be a complex treatment area, with chronic wounds, acute wounds and surgical wounds each having their own characteristics; but wounds, much like the people affected by them, need to be treated on an individual basis.

At Smith & Nephew we strive to secure wider access to our advanced wound care solutions by making our product portfolio available, accessible and cost-effective to the world's constantly evolving healthcare systems.

With solutions for wound prevention, initial wound bed preparation, through to full wound closure, supported by a continual stream of pioneering product development, we are working hard to support your management of those affected by wounds, enabling better outcomes for your patients, and your budgets.

This product guide is designed to help you select the appropriate Smith & Nephew dressing for your needs, building from the principles of Wound Bed Preparation, to heal patients faster and reduce the human and economic cost of wounds.

Contents

Product index	3
Wound bed preparation	4
TIME selection guide	5
Product guide:	
Tissue management	6
Infection management	10
Moisture management	18
Edge of wound management	26
Comprehensive wound management	35
Education and seminars from Smith & Nephew	60
References	62

Product index

ACTICOAT	11	IODOSORB Sheet Dressing	17
ACTICOAT 7	11	IV3000	47
ACTICOAT Flex	12	JELONET	58
ACTICOAT Site	12	LEUKOCLIP	58
ALGISITE M	19	LEUKOSTRIP	59
ALLEVYN Adhesive	22	MELOLIN	46
ALLEVYN Ag Adhesive	13	MELOLITE	46
ALLEVYN Ag Non-Adhesive	13	OPSITE FLEXIFIX	51
ALLEVYN Ag Gentle	14	OPSITE FLEXIFIX Gentle	51
ALLEVYN Ag Gentle Border	14	OPSITE FLEXIGRID	51
ALLEVYN Gentle	20	OPSITE Incise	57
ALLEVYN Gentle Border	21	OPSITE Post-Op	50
ALLEVYN LIFE	23	OPSITE Post-Op Visible	50
ALLEVYN Non-Adhesive	22	OPSITE Spray	51
ALLEVYN Thin	43	PICO	28
AMETOP	59	PRIMABAND	37
BACTIGRAS	15	PRIMACREPE Medium	37
BANISH	48	PRIMACREPE Heavy	38
BIOBRANE	27	PRIMAFIX Plus	38
CARBONET	48	PRIMAGAUZE	39
CICA-CARE	53	PRIMAPLAST	39
CoolFAST™	36	PRIMAPORE	52
CoolGRIP™	36	PRIMASWAB	53
CUTICERIN	57	PRIMATAPE Range	42
CUTIFILM Plus	49	PROFORE	40
CUTILIN	43	PROFORE Lite	40
CUTINOVA Hydro	44	REMOVE Wipes	54
CUTIPLAST / CUTIPLAST STERIL	49	RENASYS	29
DERMAPAD	52	REPLICARE Ultra	25
DURAFIBER	24	SECURA Range	54
DURAFIBER Ag	16	SKIN-PREP Wipes	56
EXU-DRY	45	SOLOSITE Gel	8
FLAMAZINE	16	UNI-DERM	56
Hospital Skin Care Lotion	53	UNI-SOLVE	54
ICHTHOPASTE	41	VERSAJET II	9
INTRASITE Conformable	7	VISCOPASTE	41
INTRASITE Gel	7	ZIPZOC	41
IODOSORB Ointment	17	ZOFF	56
IODOSORB Powder	17		

Wound bed preparation

It is now recognised that major barriers to wound healing include the presence of bacterial overgrowth, necrotic tissue and slough, and an imbalance in moisture levels within the wound. Preparing the wound bed by selecting treatment according to wound characteristics helps to foster an ideal environment to advance healing.

The approach to wound assessment should ideally determine the holistic health status of the patient, coupled with a local wound assessment.

This local assessment should include exudate volume, peri-wound skin condition, wound depth and tissue type.

The goals of Wound Bed Preparation are to:

- Achieve a well-vascularised wound bed by removing necrotic tissue and slough
- Decrease the bacterial burden, reducing inflammation or infection
- Manage the exudate levels to avoid maceration or desiccation

The principles of Wound Bed Preparation have been developed into a framework (TIME) which identifies four areas crucial to wound management:¹

T – Tissue non-viable or deficient

I – Infection and/or Inflammation

M – Moisture imbalance

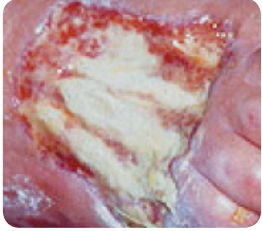
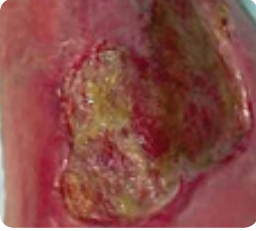
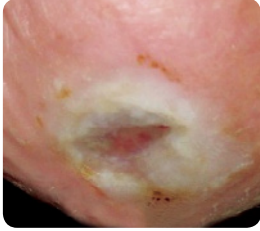




E – Edge of wound: Epithelial edge advancement

The flow diagram on the following page explains TIME in more detail and provides a brief practical guide to wound management.

The rest of this product guide is divided into sections according to which area of TIME each product addresses: Tissue management products (address 'Tissue non-viable or deficient'), Infection management products (address 'Inflammation and/or Infection'), Moisture management products (address 'Moisture imbalance'), and Edge of wound management products (address 'Epithelial edge advancement') followed by a section on additional wound management products.

For more information about Wound Bed Preparation contact your Smith & Nephew representative or National Customer Service on 13 13 60 (Australia) or 0800 807 663 (New Zealand).

TIME¹ to prepare for optimal healing

Wound factors	 T Tissue non-viable necrotic tissue or slough present	 I Inflammation and/or infection high bacterial counts, increased exudate, surface discolouration or increased odour	 M Moisture imbalance heavy exudate – risk of maceration, or dry wound bed – risk of desiccation	 E Edge of wound not advancing e.g. chronic wound with prolonged inflammation
Clinical action	Remove defective tissue debride	Remove or reduce bacterial load topical antimicrobials, debridement of devitalised tissue	Restore moisture balance absorb exudate, or add moisture to dry wounds	Address T/I/M issues
Suggested product solution	INTRASITE [°] Range IODOSORB [°] Range SOLOSITE [°] Gel VERSAJET [°] II	ACTICOAT [°] Range ALLEVYN [°] Ag Range IODOSORB [°] Range	ALLEVYN [°] Range ALLEVYN [°] Ag Range DURAFIBER [°] INTRASITE [°] Range PICO [°] RENASYS [°] SOLOSITE [°] Gel	PICO [°] RENASYS [°]
Wound healing outcome	Viable (vascularised) wound bed 	Reduced inflammation 	Optimal moisture balance 	If edge of wound not advancing after 2-4 weeks, reassess intervention, or refer

NB: Debridement should not be undertaken until vascular status has been established.

NB: Systemic antibiotics will be required for infected wounds.

Tissue management

Necrotic and non-viable tissue in the wound forms a significant barrier to healing. It increases the risk of infection and inhibits the migration of epithelial cells. Removal of necrotic tissue and slough is vital for optimal wound healing.

Debriding necrotic tissue decreases wound odour, reduces the risk of infection and speeds growth of new tissue. Debridement techniques include:

- Autolytic debridement
- Sharp and surgical debridement
- Mechanical debridement
- Hydrosurgical debridement

Autolytic debridement is the most gentle method, and is suitable for many necrotic and sloughy wounds. The following products encourage autolytic debridement and help ensure that the tissue in and around the wound is viable throughout the course of healing.

Products

INTRASITE [◊] Gel	7
INTRASITE [◊] Conformable	7
SOLOSITE [◊] Gel	8
VERSAJET [◊] II	9

See also:

IODOSORB [◊] Range	17
-----------------------------	----

INTRASITE[◇] Gel

INTRASITE Gel is an amorphous hydrogel that gently and effectively debrides and desloughs necrotic and sloughy wounds. INTRASITE Gel consists of a cross-linked polymer that allows the INTRASITE product to respond to the level of moisture within the wound, and balance absorption and rehydration appropriately.

INTRASITE Gel is a sterile, clear, free-flowing gel, presented in a convenient applicator pack for controlled placement of the gel. It works in two ways to promote fast, comfortable healing:

- By loosening and absorbing slough and exudate into the gel, without damaging fragile granulation tissue
- Through rehydration of the wound as water is donated from the gel, creating a moist healing environment at the wound interface

How to use

- Snap off tip of applicator and press applicator to dispense gel.
- Smooth over wound to a depth of up to 5mm.
- Cover with an appropriate secondary bandage:
 - Necrotic wounds – OPSITE[◇] FLEXIGRID[◇] moisture vapour permeable adhesive film dressing
 - Sloughy wounds – ALLEVYN[◇] hydrocellular hydrophilic wound dressing or MELOLIN[◇] low-adherent absorbent dressing
 - Granulating wounds – ALLEVYN/MELOLIN/OPSITE FLEXIGRID
- To remove, irrigate with sterile saline or water:
 - Necrotic or sloughy wounds: change every 1–3 days, as per clinician's recommendations



Code	Product description	Items per unit
7308	8g Applipak	Box/10
7311	15g Applipak	Box/10
7313	25g Applipak	Box/10

INTRASITE[◇] Conformable

INTRASITE Conformable is a hydrogel non-woven dressing impregnated with INTRASITE Gel. It conforms to the wound without adhering to it, for gentle packing of deep, shallow, open or undermined wounds. INTRASITE Conformable helps create a moist wound environment to speed healing.

How to use

- Take dressing from laminated pouch.
- Apply as required to loosely fill or cover wound.
- Cover with a secondary dressing such as OPSITE FLEXIGRID or ALLEVYN.
- To change dressing, remove with forceps and irrigate wound with sterile saline
 - Dressing change at least every three days is recommended.



Code	Product description	Items per unit
66000324	10cm x 10cm	Box/10
66000325	10cm x 20cm	Box/10
66000326	10cm x 40cm	Box/10*

*Not available in New Zealand

SOLOSITE[◊] Gel

Preserved multi-use hydrogel

SOLOSITE Gel is a clear free-flowing hydrogel that desloughs and debrides non-viable tissue in wounds. Creating a moist wound environment, SOLOSITE Gel hydrates tissue and absorbs excess exudate, preventing continuing slough formation. SOLOSITE Gel consists of a water 'swellable' polymer that keeps its shape until completely saturated, allowing it to remain in situ for several days if required.

SOLOSITE Gel comes in a multi-dose preparation and is available in a 20g and 50g tube.

How to use

- Gently cleanse the wound and squeeze SOLOSITE Gel into the wound up to a depth of 5mm.
- Cover with an appropriate secondary dressing:
 - Necrotic wounds: semi-permeable film dressing, e.g. OPSITE[◊] FLEXIGRID[◊], or absorbent dressing e.g. MELOLIN[◊]
 - Sloughy wounds: absorbent dressing, e.g. MELOLIN[◊], EXU-DRY[◊]
 - Where maximum absorbency is required, use ALLEVYN[◊] Hydrocellular dressings
- Change dressing daily for best results. SOLOSITE Gel may be left in the wound for longer periods if required.



Code	Product description	Items per unit
36100614	20g Tube	Box/10
36361354	50g Tube	Box/12

VERSAJET[®] II

Hydrosurgical Debridement

The VERSAJET II Hydrosurgery System uses a razor-thin saline jet to optimise surgical debridement. The system enables the surgeon to precisely select, excise and evacuate non-viable tissue, bacteria and contaminants from wounds, burns and soft tissue injuries using a tissue-sparing technique. This reduces time to closure and may reduce overall treatment costs.


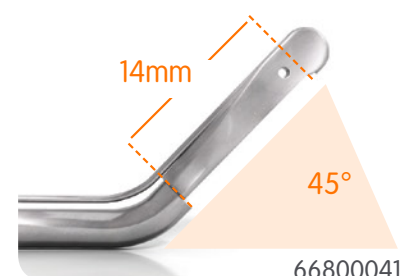
VERSAJET II enhances preservation of viable tissue during surgical debridement and reduces time to closure. This streamlining of excision increases procedural efficiency and delivers consistent clinical and economic value.

- **Precision:** Precisely removes unwanted tissue whilst sparing viable tissue²
- **Control:** Grasps, cuts and removes unwanted tissue with one instrument
- **Versatility:** Effectively excises/debrides a wide spectrum of acute and chronic wounds, burns and surgical sites



Code	Product description	Items per unit
VERSAJET II Hydrosurgery System		
66800039	Console (includes foot switch and power cord)	Box/1
66800979	Surgical cart	Each
66800474	Console user manual	Each
66800472	Multi-function footswitch	Each
VERSAJET EXACT Hydrosurgery System Handsets		
66800041	Disposable handset 45°/14mm	Each
66800042	Disposable handset 45°/8mm	Each

VERSAJET EXACT handsets



Infection management

Not all bacteria in wounds are harmful. However, inflammation or infection resulting from pathogenic bacteria can delay healing, and often causes discomfort and distress for patients. The presence of harmful bacteria increases wound odour and exudate levels, and damages healthy granulation tissue, impairing wound healing.

Removing harmful bacteria reduces inflammation, decreases wound odour and improves healing outcomes. The main ways in which bacteria are removed are:

- Debridement of necrotic tissue and slough
- Exudate management
- Antiseptic/antimicrobial products

The following products manage bacterial load by killing harmful bacteria and providing the optimal environment for a natural balance in bacteria to occur.

Products

ACTICOAT [®] Range	11
ALLEVYN [®] Ag Range	13
BACTIGRAS [®]	15
DURAFIBER [®] Ag	16
FLAMAZINE [®]	16
IODOSORB [®] Range	17

ACTICOAT[◇]

Antimicrobial silver barrier dressings

ACTICOAT dressings contain nanocrystalline silver which kills a broad range of bacteria in as little as 30 minutes.³⁻⁶ ACTICOAT protects the wound and assists in rapid healing by:

- Killing over 150 wound pathogens, including antibiotic-resistant bacteria⁷
- Shielding against bacterial penetration
- Reducing the risk of bacterial colonisation which may lead to infection
- Helping maintain a moist wound environment in the presence of exudate

ACTICOAT has benefits for both patient and carer:

- Low adherence means minimal trauma during removal
- Long-acting efficacy means fewer dressing changes
- Moist wound environment leads to less painful healing than a dry wound environment


ACTICOAT & ACTICOAT 7

For use over full and partial thickness wounds such as leg ulcers, burns and recipient skin grafts.

ACTICOAT consists of two outer layers of nanocrystalline silver-coated polyethylene net and an inner absorbent layer. ACTICOAT 7 consists of three nanocrystalline silver-coated layers and two inner layers, for seven day efficacy.

How to use

- Moisten dressing with sterile water (DO NOT use saline) and cut to shape.
- Apply dressing either side down and secure with an appropriate secondary dressing.
- Keep ACTICOAT moist, without over-wetting. In some cases the level of wound exudate may be sufficient to keep ACTICOAT moist.
- Ensure dressing is moist prior to removal.
- ACTICOAT may remain in place for up to three days.
- ACTICOAT 7 may remain in place for up to seven days.



Code	Product description	Items per unit
ACTICOAT		
66000808	5cm x 5cm	Box/5
66000789	10cm x 10cm	Box/5
66000791	10cm x 10cm	Box/12
66000792	10cm x 20cm	Box/12
66000793	20cm x 40cm	Box/6
66000794	40cm x 40cm	Box/6
66000795	10cm x 120cm	Box/6
ACTICOAT 7		
66000809	5cm x 5cm	Box/5
66000796	10cm x 12.5cm	Box/5
66000797	15cm x 15cm	Box/5

ACTICOAT[◇] Flex

ACTICOAT Flex is a knitted polyester weave, coated in nanocrystalline silver. The dressing is highly flexible and conformable and stretches to allow patient movement. The open weave design allows easy fluid and wound exudate migration. ACTICOAT Flex can be used as a wound contact layer with Negative Pressure Wound Therapy including PICO and RENASYS.

How to use

- If wound has only low levels of exudate, moisten the dressing with water (DO NOT use saline) before application. The dressing does not need to be pre-moistened in wounds with moderate to high levels of exudate.
- Cut the dressing to the wound shape if required.
- Apply the dressing to the wound either side down.
- Monitor the dressing to ensure it remains moist while in use. Wound exudate levels may be sufficient to keep the dressing moist. If moisture needs to be donated, consider using moistened gauze or INTRASITE[◇] Gel over ACTICOAT Flex.
- Ensure the dressing is moist prior to removal.
- ACTICOAT Flex 3 may remain in place for up to three days.
- ACTICOAT Flex 7 may remain in place for up to seven days.




Code	Product description	Items per unit
ACTICOAT Flex 3		
66800396	5cm x 5cm	Box/5
66800398	10cm x 10cm	Box/5
66800399	10cm x 10cm	Box/12
66800409	10cm x 20cm	Box/12
66800419	20cm x 40cm	Box/6
66800432	40cm x 40cm	Box/6
66800435	10cm x 120cm	Box/6
ACTICOAT Flex 7		
66800395	5cm x 5cm	Box/5
66800397	10cm x 12.5cm	Box/5
66800420	15cm x 15cm	Box/5
66800400	20cm x 40cm	Box/6
66800401	40cm x 40cm	Box/6
66800545	2.5cm x 60cm (Ribbon)	Box/5

ACTICOAT[◇] Site

ACTICOAT Site is indicated as an anti-microbial barrier dressing for vascular and non-vascular percutaneous device sites such as central venous catheters and external fixation devices.

How to use

- The dressing does not require moistening prior to use.
- Apply the dressing aseptically around the inserted device so that the device is completely surrounded by the dressing.
- Place the silver layer in contact with the wound bed and the blue side facing outwards.
- Ensure that the edges of the pre-cut slit meet to allow full contact with the surrounding skin.
- Secure with an appropriate secondary dressing.



Code	Product description	Items per unit
66001788	Disc with 4mm hole	Box/10

ALLEVYN[◇] Ag

Wound Dressings

The ALLEVYN Ag range combines effective exudate management and antimicrobial action in one dressing. ALLEVYN Ag is a unique mix of the existing ALLEVYN triple layer foam technology with silver sulfadiazine (SSD) providing long wear time, up to seven days antimicrobial properties.

The SSD is released into the wound bed for up to seven days:

- Effective against a broad range of pathogens, including bacteria, yeast, fungi and antibiotic-resistant strains.⁸
- Easy to use – silver is released when in contact with wound fluid.

ALLEVYN[◇] Ag Adhesive & Non-Adhesive

ALLEVYN Ag is a highly absorbent antimicrobial foam dressing designed for use on exuding wounds.

It has the same fluid handling technology of ALLEVYN, and is proven to kill bacteria by releasing clinically effective levels of silver (44-77ppm) for up to seven days.^{9,10}

This easy-to-use dressing is available in a non-adhesive and adhesive format.


How to use

ALLEVYN Ag Non-Adhesive

- Remove dressing from packaging and apply white side down.
- Apply OPSITE[◇] FLEXIFIX[◇] to edges of dressing or an appropriate bandage to secure in place.

ALLEVYN Ag Adhesive

- Select a dressing that is at least 3cm larger than the wound.
- Clean and dry the surrounding skin, and apply SKIN-PREP[◇] to protect the skin if required.
- Peel back protector papers from the sticky surface, anchor dressing, then smooth over the wound without wrinkling.
- The low-allergy, water-based adhesive sticks to intact skin, not the wound, holding the dressing in place, but ensuring removal is trauma-free.



Code	Product description	Items per unit
ALLEVYN Ag Non-Adhesive		
66800083	5cm x 5cm	Box/10
66800086	10cm x 10cm	Box/10
66800089	15cm x 15cm	Box/10
66800091	20cm x 20cm	Box/10*
ALLEVYN Ag Adhesive		
66800073	7.5cm x 7.5cm (Pad 5cm x 5cm)	Box/10
66800075	10cm x 10cm (Pad 7.5cm x 7.5cm)	Box/10
66800078	12.5cm x 12.5cm (Pad 10cm x 10cm)	Box/10
66800081	17.5cm x 17.5cm (Pad 15cm x 15cm)	Box/10*

*Not available in New Zealand

ALLEVYN[®] Ag Gentle

ALLEVYN Ag Gentle is an antimicrobial hydrocellular foam dressing with a soft gel adhesive. It is indicated for wounds on patients with fragile or sensitive skin where the risk of infection is suspected or needs to be managed. Wound types include skin tears, partial and full thickness burns, donor sites, pressure injuries, leg ulcers and diabetes-related foot ulcers.

ALLEVYN Ag Gentle provides a soft gel alternative allowing easy application of secondary retention. The silver sulfadiazine (SSD) provides sustained antimicrobial protection and is effective in-vitro against a broad range of pathogens, including bacteria, yeast, fungi and antibiotic-resistant strains.¹¹

How to use

- Remove dressing from packaging and apply soft gel adhesive contact layer to wound.
- Reposition dressing as necessary.
- Apply OPSITE[®] FLEXIFIX to edges of dressing or an appropriate retention bandage to secure in place.

Code	Product description	Items per unit
66800464	5cm x 5cm	Box/10
66800465	10cm x 10cm	Box/10
66800466	10cm x 20cm	Box/10
66800467	15cm x 15cm	Box/10
66800468	20cm x 20cm	Box/10*

*Not available in New Zealand



ALLEVYN[®] Ag Gentle Border

ALLEVYN Ag Gentle Border is an antimicrobial hydrocellular foam dressing with a silicone gel adhesive. It is indicated for wounds on patients with fragile or sensitive skin where the risk of infection is suspected or needs to be managed. Wound types include skin tears, partial and full thickness burns, donor sites, pressure injuries, leg ulcers and diabetes-related foot ulcers.

ALLEVYN Ag Gentle Border protects sensitive patients in three ways:

- The silicone gel adhesive reduces trauma on removal for patients with fragile skin.
- The silver sulfadiazine (SSD) provides sustained antimicrobial protection.
- The ALLEVYN foam helps to prevent leakage and minimise the risk of maceration of the wound and surrounding skin – fewer painful dressing changes means less stress for your patients.

How to use

- Remove dressing from packaging and apply silicone gel adhesive contact layer to wound.
- Reposition dressing as necessary.

Code	Product description	Items per unit
66800460	7.5cm x 7.5cm	Box/10
66800461	10cm x 10cm	Box/10
66800462	12.5cm x 12.5cm	Box/10
66800463	17.5cm x 17.5cm	Box/10



BACTIGRAS[◇]

Antiseptic chlorhexidine-impregnated paraffin gauze dressing


BACTIGRAS is a gauze of leno weave impregnated with White Soft Paraffin BP containing 0.5% Chlorhexidine Acetate BP in a sterile presentation.

BACTIGRAS is effective against a wide range of gram-positive and gram-negative wound pathogens, including MRSA.^{12,13} BACTIGRAS is for use as a topical treatment only. It is indicated for a wide range of wounds where there is a risk of infection. For already infected wounds, BACTIGRAS may be used in conjunction with systemic antibiotics.

The BACTIGRAS tulle gras dressing, made from an open-weave gauze, has low adherence and allows the wound to drain freely into an absorbent secondary dressing.

How to use

- For use as a wound contact layer where the wound is no more than 10% of the body area and there is a risk of delayed healing due to bacterial load.
- Select the correct size dressing or cut to shape if required, then using gloved hands and forceps remove protective paper.
- Lay the dressing in direct contact with the wound surface in a single layer.
- Apply a secondary dressing if required and secure in place with a dressing retention bandage or dressing fixation sheet.
- The frequency of dressing changes depends on the clinical circumstances.
- BACTIGRAS may be left in place when the absorbent secondary dressing is changed.
- If the dressing adheres, soak it gently with sterile saline solution.



Code	Product description	Items per unit
7456	5cm x 5cm	Box/50
66003650	10cm x 10cm	Box/50*
7457	10cm x 10cm	Box/10
7461	15cm x 20cm	Box/10*
66003661	10cm x 40cm	Box/10*
66007505	15cm x 1m	Roll/1

*Not available in New Zealand

DURAFIBER[◇] Ag

Absorbent gelling fibre dressing, with silver

DURAFIBER Ag is an absorbent, non-woven, silver containing antimicrobial dressing composed of cellulose ethyl sulphonate fibres. The ionic silver in the dressing provides antimicrobial activity against a broad spectrum of common wound pathogens¹⁴ which may help to reduce bacterial bioburden and the risk of infection.



Code	Product description	Items per unit
66800034 / 66800578	5cm x 5cm	Box/10*
66800035 / 66800579	10cm x 10cm	Box/10*
66800036 / 66800580	15cm x 15cm	Box/5*
66800037 / 66800581	20cm x 30cm	Box/5*
66800038 / 66800582	2cm x 45cm	Box/5*
66800583	4cm x 10cm	Box/5*
66800584	4cm x 20cm	Box/5*
66800585	4cm x 30cm	Box/5*

*Available in New Zealand only

FLAMAZINE[◇]

1% w/w silver sulfadiazine

FLAMAZINE is a topical antibacterial cream containing silver sulfadiazine. FLAMAZINE is available on prescription only.

PBS Information

50g Tube: restricted benefit. Prevention and treatment of infection in partial or full skin thickness loss due to burns; Prevention and treatment of infection in partial or full skin thickness loss due to epidermolysis bullosa; Stasis ulcers. 500g Jar: This size is not listed on the PBS.



Code	Product description	Items per unit
66800532	500g Jar	Jar/1
66800531	50g Tube	Tube/1*

*Pharmacy-Only Medicine in New Zealand

IODOSORB[◇]

Topical antimicrobial

IODOSORB is a sterile formulation of cadexomer iodine (0.9%) medicated for the treatment and healing of chronic ulcers. The iodine in IODOSORB is bound within the cadexomer polymer. When IODOSORB comes in contact with the wound, it absorbs exudate and debris and swells, gradually releasing iodine over time.

IODOSORB works in four ways:

1. Removes exudate and slough, promoting a clean wound bed and reducing the risk of infection.¹⁵
2. Kills micro-organisms, reducing the bacterial burden.¹⁶
3. Forms a gel which creates a moist wound healing environment, protecting delicate granulation tissue.¹⁷
4. Disrupts biofilms.¹⁸

Convenient for clinicians and patients:

- Changes colour from brown to white when the dressing requires changing.
- Is non-adherent to wounds, reducing trauma at dressing changes and protecting delicate epithelium.
- Cadexomer iodine absorbs six to eight times its own weight in fluid, limiting the number of dressing changes required.¹⁹
- Helps reduce odour associated with heavily contaminated wounds.²⁰

IODOSORB[◇] Ointment and Powder

How to use

- Apply topically to the wound to a depth of approximately 3mm and cover with a dry sterile dressing.
- When treating venous leg ulcers, a compression bandage or elastic stocking should also be applied.
- The dressing should be changed approximately two to three times per week, or when IODOSORB changes colour, if this happens sooner, as may be the case with heavily exuding wounds.
- Use IODOSORB powder for very moist wounds.

Code	Product description	Items per unit
66051240	10g Tube	Pack/4
66051230	20g Tube	Pack/2*
66051070	3g Powder	Pack/7*



IODOSORB[◇] Sheet Dressing

How to use

- Cut dressing to size if required.
- Clean wound and, after ensuring that wound is slightly moist, remove carrier gauze from one side and apply dressing side down.
- Remove top carrier paper.
- Secure in place with compression bandage if used in venous leg ulcers or appropriate secondary bandage.

Code	Product description	Items per unit
66051330	5g (6cm x 4cm)	Pack/5
66051340	10g (8cm x 6cm)	Pack/3*
66051360	17g (10cm x 8cm)	Pack/2*

*Not available in New Zealand



Moisture management

Wound exudate is produced during the inflammatory phase of healing. It contains factors that assist in healing and keep the wound moist. Maintaining appropriate exudate levels and creating a moist wound environment has been shown to result in faster and less painful healing and minimal associated scarring. However, when a moisture imbalance occurs, wound healing is inhibited.

Too little moisture causes desiccation and deprives the wound of nutrient-rich exudate, thus inhibiting growth of epithelial cells. Too much moisture, such as when large amounts of exudate are inadequately managed, causes maceration of surrounding healthy tissue. In addition, exudate produced by chronic wounds can actually interfere with healing. Chronic wounds are often 'stuck' in the inflammatory phase, producing large amounts of exudate that lacks the appropriate balance of enzymes and nutrients present in exudate from acute wounds. Thus management of exudate is particularly important in chronic wounds.

Moisture balance within the wound is achieved by selecting a dressing that will:

- Maintain a moist wound environment, either by donating or removing moisture
- Absorb excess exudate without drying the wound bed
- Protect the wound from bacterial contamination
- Not require frequent changes or allow strike-through
- Be gas and water vapour permeable

The following products provide an optimal moist wound environment for rapid and less painful healing.

Please note: Negative Pressure Wound Therapy may be used to manage moderate to highly exuding wounds. For further details please see: E: Edge of wound.

Products

ALGISITE [°] M	19
ALLEVYN [°] range	20
DURAFIBER [°]	24
REPLICARE [°] Ultra	25
See also:	
ALLEVYN [°] Ag	13
INTRASITE [°] Gel	7
INTRASITE [°] Conformable	7
IODOSORB [°]	17
PICO [°]	28
RENASYS [°] EZ PLUS	29
RENASYS [°] GO	29
SOLOSITE [°] Gel	8

ALGISITE[◇] M

Calcium alginate dressing

ALGISITE M forms a soft gel when it comes in contact with wound exudate, providing a moist wound environment to promote rapid healing. ALGISITE M absorbs excess exudate, is easy to remove and retains its shape when wet, protecting delicate healing tissues even during dressing changes.

In vitro studies²¹ have shown that ALGISITE M can absorb up to ten times its own weight in exudate, which means it may be retained for up to a week, depending on the nature of the wound. The fibres in ALGISITE M have been specially bonded to reduce fibre shed. ALGISITE M is soft and highly conformable to wound contours and is easily removed in one piece.

How to use

- Place a dressing slightly larger than the wound in contact with the wound base, ensuring the entire wound surface is covered (consider using the alginate strip if the wound is deep or undermined).
- Cover with an appropriate retention dressing that will not hinder evaporation.
- ALGISITE M may remain in place for up to a week. For heavily exuding wounds, change daily.
- To remove ALGISITE M, use tweezers, forceps or a gloved hand to gently lift the dressing away.



Code	Product description	Items per unit
66000519	5cm x 5cm	Box/10
66000520	10cm x 10cm	Box/10
66000521	15cm x 20cm	Box/10
66000522	2cm x 30cm (rope/strip)	Box/5

ALLEVYN[®] Range

Absorbent hydrocellular dressings for exuding wounds

ALLEVYN is a comfortable, highly absorbent dressing that keeps wounds moist and clean. The dressing can remain in place for up to seven days. Rapid healing combined with infrequent dressing changes makes ALLEVYN the right choice for patients and budgets.

ALLEVYN tri-laminate technology provides a moist environment ideal for healing:

- Breathable REACTIC[®] film allows extra moisture to evaporate away from the skin, while providing a waterproof barrier that prevents bacterial contamination.
- Hydrocellular pad absorbs and retains exudate for up to seven days, reducing the risk of maceration and maintaining a moist wound environment ideal for healing.
- Perforated polyurethane wound contact layer allows even viscous exudate to pass into the dressing, while ensuring the dressing holds its shape and minimising disturbance of the wound on removal.

ALLEVYN[®] Gentle

ALLEVYN Gentle is a hydrocellular foam dressing with a soft gel adhesive layer. It is indicated for wounds on patients with fragile or sensitive skin – wound types include: chronic and acute full thickness, partial thickness or shallow, granulating exuding wounds such as skin tears, donor sites, pressure injuries, leg ulcers and diabetes-related foot ulcers.

ALLEVYN Gentle is easy to apply and simple to remove – the soft gel adhesive holds the dressing in place enabling the application of secondary retention and on removal minimises trauma to the wound and the patient.

The REACTIC[®] breathable top film acts as a protective barrier, reducing the risk of infection and contamination. The film is moisture responsive, reacting to changing skin conditions – breathability increases as exudate levels increase to prevent unnecessary moisture retention, decreasing the risk of maceration and improving overall dressing adherence.

How to use

- Remove dressing from packaging and apply soft gel adhesive contact layer to wound.
- Reposition dressing as necessary.
- Apply OPSITE[®] FLEXIFIX to edges of dressing or an appropriate retention bandage to secure in place.



Code	Product description	Items per unit
66800247	5cm x 5cm	Box/10*
66800248	10cm x 10cm	Box/10*
66800249	10cm x 20cm	Box/10*
66800250	15cm x 15cm	Box/10*
66800251	20cm x 20cm	Box/10*

*Not available in New Zealand

ALLEVYN[®] Gentle Border

ALLEVYN Gentle Border is a hydrocellular foam dressing with a silicone gel adhesive contact layer. It is indicated for wounds on patients with fragile or sensitive skin – wound types include: chronic and acute full thickness, partial thickness or shallow, granulating exuding wounds such as skin tears, donor sites, pressure injuries, leg ulcers and diabetes-related foot ulcers.

ALLEVYN Gentle Border is also available in an anatomically shaped size for use on heels, elbows, shoulders, knees and other areas.


The silicone gel adhesive allows reapplication as necessary and reduces trauma on removal for patients with fragile skin. The ALLEVYN foam prevents leakage and may help reduce the risk of maceration of the wound and surrounding skin meaning fewer painful dressing changes and less stress for patients.

The REACTIC[®] breathable top film acts as a protective barrier, reducing the risk of infection and contamination. The film is moisture responsive, reacting to changing skin conditions – breathability increases as exudate levels increase to prevent unnecessary moisture retention, decreasing the risk of maceration and improving overall dressing adherence.

How to use

- Remove dressing from packaging and apply silicone gel adhesive contact layer to wound.
- Reposition dressing as necessary.

Code	Product description	Items per unit
ALLEVYN Gentle Border		
66800269	7.5cm x 7.5cm	Box/10
66800270	10cm x 10cm	Box/10
66800272	12.5cm x 12.5cm	Box/10
66800273	17.5cm x 17.5cm	Box/10
ALLEVYN Gentle Border Heel		
66800506	23cm x 23.2cm	Box/5
ALLEVYN Gentle Border Lite Multisite		
66801041	8 x 8.4cm	Box/10
ALLEVYN Gentle Border Multisite		
66800959	17.1cm x 17.9cm	Box/10
ALLEVYN Gentle Border Sacrum		
66800898	16.8cm x 17.1cm	Box/10



ALLEVYN[®] Adhesive

Adhesive, but non-adherent, dressing for wounds with moderate to high levels of exudate. Provides soft, cushioned protection for up to seven days.

How to use

- Select a dressing that is at least 3cm larger than the wound.
- Clean and dry the surrounding skin, and apply SKIN-PREP[®] to protect the skin if required.
- Peel back protector papers from the sticky surface, anchor dressing, then smooth over the wound without wrinkling.
- The low-allergy, water-based adhesive sticks to intact skin, not the wound, holding the dressing in place, but ensuring removal is trauma-free.



Code	Product description	Items per unit
66000043	7.5cm x 7.5cm; pad: 5cm x 5cm	Box/10
66000599	10cm x 10cm; pad: 7.5cm x 7.5cm	Box/10
66000044	12.5cm x 12.5cm; pad: 10cm x 10cm	Box/10
66000045	17.5cm x 17.5cm; pad: 15cm x 15cm	Box/10
66000046	22.5cm x 22.5cm; pad: 20cm x 20cm	Box/10
66000451	22.5cm x 22.1cm; sacrum – large	Box/10
66000700	17cm x 17cm; sacrum – small	Box/10

ALLEVYN[®] Non-Adhesive

For general use on wounds with moderate to high levels of exudate. Ideal for use where surrounding skin is friable. Provides soft, cushioned protection for up to seven days.

How to use

- Remove dressing from packaging and apply white side down.
- Apply OPSITE[®] FLEXIFIX[®] to edges of dressing or an appropriate bandage to secure in place.



Code	Product description	Items per unit
66007643	5cm x 5cm	Box/10
66007637	10cm x 10cm	Box/10
66007335	10cm x 20cm	Box/10
66000093	15cm x 15cm	Box/10
66000092	20cm x 20cm	Box/3
66007638	20cm x 20cm	Box/10
66007630	10.5cm x 13.5cm (heel)	Box/5
66007640	9cm x 9cm (tracheostomy)	Box/10*

*Not available in New Zealand

ALLEVYN[®] LIFE

ALLEVYN LIFE is a multi-layered dressing incorporating a hydrocellular foam, a hyper-absorber lock away core and a masking layer. It is indicated for wounds on patients who have shallow, granulating wounds, chronic and acute exudative wounds, full and partial thickness wounds including pressure injuries pressure injuries, skin tears, diabetes-related foot ulcers and venous leg ulcers. ALLEVYN LIFE can be left in place for up to seven days and its design minimises wastage and dressing changes:

- Quadrilobe shape* and wider border designed to fit the contours of the human body so it conforms securely, and allows patients to shower.²²
- Lock away layer providing patient peace of mind. It has excellent fluid locking under pressure²³, leakage prevention²⁴ and wound odour absorption when tested in-vitro on representative compounds.²⁵
- Masking layer which minimises the visual impact of exudate.²⁶ The masking layer avoids unnecessary dressing changes and wastage (see diagram on the right).
- ALLEVYN LIFE's multilayered design (hydrocellular foam, hyperabsorber lock away core and masking layer) provides cushioning and redistributes pressure.²⁷

How to use

- Remove dressing from packaging and smooth the silicone contact layer over the wound ensuring there are no creases. Remove the remaining protector film and smooth the dressing over the remainder of the wound without stretching, ensuring no creases. Only the pad area of the dressing must be adhered across the entire surface of the wound.
- ALLEVYN LIFE can be used to dress awkward areas such as elbows; the dressing corner lobes can be overlapped when positioning the dressing, ensuring no creasing or stretching occurs.
- ALLEVYN LIFE also comes in a heel and sacrum shaped dressing.

Code	Product description	Items per unit
66801067	Small – 10.3cm x 10.3cm	Box/10
66801068	Medium – 12.9cm x 12.9cm	Box/10
66801069	Large – 15.4cm x 15.4cm	Box/10
66801070	Extra Large – 21cm x 21cm	Box/10
66801304	Heel 25cm x 25.2cm	Box/5
66801306	Sacrum 17.2cm x 17.5cm	Box/10
66801307	Sacrum 21.6cm x 23cm	Box/10



No border coverage
dressing can remain in place
with exudate masked



50% border coverage
consider changing dressing



75% border coverage
change dressing



*ALLEVYN LIFE is available in different shaped dressing shapes such as sacrum and heel.

DURAFIBER[◊]

Gelling fibre dressing

DURAFIBER is a hydrophilic gelling fibrous filler dressing with rapid fluid absorption and retention of fluid. It has a high level of structural integrity and wet strength for the management of medium to highly exuding wounds.²⁸

DURAFIBER is indicated for the management of chronic and acute full thickness, partial thickness or shallow granulating, exuding wounds, including pressure injuries, leg ulcers, diabetes-related foot ulcers, partial thickness burns, donor sites, surgical and trauma wounds, tunnelling and fistulae, wounds left to heal by secondary intention, wounds prone to bleeding post debridement.

NB: Whilst DURAFIBER assists in the management of wounds prone to bleeding, it is not intended to be used as a surgical sponge in heavily bleeding wounds.

DURAFIBER requires a secondary or retention dressing such as ALLEVYN[®] or OPSITE[®].

DURAFIBER is designed to be left in place for up to seven days, depending on the amount of exudate present and the condition of the wound. Local clinical assessment should always be considered.

How to use

- Cleanse the wound according to local clinical protocol.
- Select the appropriate dressing size.
- Remove the DURAFIBER dressing from pack, using a clean technique. Cut to shape if necessary.
- Apply the dressing to the wound and allow for a 1cm dressing overlap onto the skin surrounding the wound.
- When using DURAFIBER ribbon in deep cavity wounds, insert in one piece, leave at least 2.5cm outside the wound for easy retrieval. Loosely pack deep wounds 85%, as the DURAFIBER dressing will expand to fill the wound dressing on contact with wound fluid.
- Secure DURAFIBER with a moisture retentive dressing (e.g. ALLEVYN/OPSITE) or other appropriate secondary retention.
- The dressing may adhere if used on lightly exuding wounds. If the dressing is not easily removed, moisten or soak the dressing to assist removal and avoid disruption of the healing wound.
- If DURAFIBER is used on infected wounds, the infection should be treated according to local clinical protocols.



Code	Product description	Items per unit
66800559	5cm x 5cm	Box/10
66800560	10cm x 10cm	Box/10
66800561	15cm x 15cm	Box/5
66800563	2cm x 45cm (rope)	Box/5
66800546	4cm x 10cm	Box/5
66800547	4cm x 20cm	Box/5
66800548	4cm x 30cm	Box/5

REPLICARE[◇] Ultra

Hydrocolloid wound dressing

REPLICARE Ultra is a thin and conformable hydrocolloid wound dressing. The polyurethane film allows excess moisture to transpire through, thus enhancing the ability of the dressing to manage exudate absorption. Better fluid management means the dressing can be worn for up to 7 days.

REPLICARE Ultra conforms well to body contours, making it easy to use in awkward areas such as the heel, toes and sacrum. It is also waterproof and has an all-over adhesive for enhanced durability, eliminating the need for a secondary dressing.



Code	Product description	Items per unit
66000434	REPLICARE Ultra 10cm x 10cm	Box/10
59484000	REPLICARE Thin 5cm x 7cm	Box/10*
59484100	REPLICARE Thin 9cm x 14cm	Box/10*
59484200	REPLICARE Thin 15cm x 20cm	Box/5*

*Not available in Australia

Edge of wound management

In a normal healing wound, proliferation and migration of epidermal cells occurs at the edges and from the base of the wound, advancing until the wound is closed. In many chronic wounds this fails to occur and the wound does not heal.

Addressing tissue, infection and moisture issues can often stimulate proliferation and migration of epithelial cells so that the edge of the wound can start advancing.

Negative Pressure Wound Therapy (NPWT) can be used to progress difficult to manage wounds whilst others, such as burns, may respond to biosynthetic wound dressings.

Products

BIOBRANE [◊]	27
PICO [◊]	28
RENASYS [◊]	29

BIOBRANE[◇]

BIOBRANE is a biosynthetic dressing made from an ultrathin, semipermeable, perforated silicone membrane that is mechanically bonded to a flexible knitted trafilament nylon fabric.

Denatured porcine dermal collagen has been bonded to the nylon/silicone membrane to provide a flexible and conformable dressing with adherence properties and a hydrophilic surface.


BIOBRANE is indicated for:

- Covering clean partial thickness burn wounds
- Split thickness donor sites

It is widely used in the management of burns and other skin loss injuries.^{29,30}

How to use

- Apply to a clean wound area that has been debrided of all necrotic tissue.
- Apply dull side down and ensure it is wrinkle free by applying slight tension.
- Secure with skin closure strips, tape, skin glue or skin staples (stapled to itself).



Code	Product description	Items per unit
66800174	13cm x 13cm	Box/5*
66800175	13cm x 38cm	Box/5*
66800176	25cm x 38cm	Box/5*
66800177	38cm x 50cm	Box/1*
66800181	Paediatric Glove	Box/2*
66800182	Glove Small	Box/2*
66800183	Glove Medium	Box/2*
66800184	Glove Large	Box/2*

*Not available in Australia

Negative Pressure Wound Therapy devices and accessories

NPWT efficiently promotes the healing of acute wounds, closed incisions and hard-to-heal chronic wounds by applying negative pressure to affected areas. In open wounds the mode of action for NPWT is to protect from external contaminants³¹, decrease exudate and oedema, and increase vascular perfusion, wound bed stimulation, wound edge contraction and granulation tissue formation³². In the case of closed incisions, it also protects from external contaminants³¹, helps reduce seroma and hematoma fluid collections^{33,34}, reduces oedema³⁵, improves perfusion³⁵ and holds closed incision edges together and helps reduce tensile forces across the incision.³⁶

PICO[◇]

Single Use Negative Pressure Wound Therapy System

PICO is a novel, canister-free, single-use system; offering the ultimate in portable, accessible and affordable NPWT. The PICO dressing manages fluid through a combination of absorption and transpiration. It is a four-layer dressing which allows effective fluid management without the need for a bulky canister. The pocket sized pump is battery powered, features an easy to use one button operation and is programmed to deliver -80mmHg of continuous negative pressure for seven days.

When fillers are required under PICO, foam and gauze is available. These are packaged in convenient sizes for use with PICO.

How to use

- Apply dressing to wound ensuring the port is away from the wound or incision line.
- Smooth dressing to prevent creasing. Reposition if required.
- Insert batteries into pump.
- Connect pump to dressing and activate by pressing the orange button.
- When the green light is flashing to indicate the system is working effectively, apply fixation strips to the edges of the dressing to help maintain the seal and stability of the dressing.



Code	Product description	Items per unit
Two dressing and one pump kits		
66801358	PICO with Soft Port 10cm x 20cm	1 Kit
66801359	PICO with Soft Port 10cm x 30cm	1 Kit
66801360	PICO with Soft Port 10cm x 40cm	1 Kit
66801361	PICO with Soft Port 15cm x 15cm	1 Kit
66801362	PICO with Soft Port 15cm x 20cm	1 Kit
66801363	PICO with Soft Port 15cm x 30cm	1 Kit
66801364	PICO with Soft Port 20cm x 20cm	1 Kit
66801365	PICO with Soft Port 25cm x 25cm	1 Kit
66801356	PICO Multisite with Soft Port 15cm x 20cm	1 Kit
66801357	PICO Multisite with Soft Port 20cm x 25cm	1 Kit
One dressing and one pump kits		
66801553	PICO with Soft Port 10cm x 20cm	1 Kit
66801554	PICO with Soft Port 10cm x 30cm	1 Kit
66801555	PICO with Soft Port 10cm x 40 cm	1 Kit
Accessories		
66800918	PICO Carry Bag	1 Bag
66801021	PICO Foam 10cm x 12cm x 1.5cm	Pack/5
66801020	PICO Gauze 15cm x 17cm	Pack/5
66801082	RENASYS [®] Adhesive Gel Patch 10cm x 7cm	Pack/10

RENASYS[◇]

Traditional Negative Pressure Wound Therapy

The RENASYS range of Traditional NPWT devices provides clinicians with a range of flexible, powerful and portable devices, canisters and wound fillers to manage a variety of wound types, in any care settings.

How to use

- NPWT consists of a canister, a wound filler (foam or gauze), a drainage channel and a transparent film that are all connected to a suction device.

RENASYS[◇] TOUCH

RENASYS TOUCH combines an intuitive design with power and flexibility, facilitating effective therapy whilst supporting individualised patient care from the hospital to the home.

- Intuitive - easy to navigate interface and a high resolution touch screen provides users with a simple and easy interface.
- Flexible – Designed for portability, flexibility and simplicity.
- Powerful – Manages a variety of wound types and prescribed therapies, all in one device, reducing the need for multiple devices and canisters.

Code	Product description	Items per unit
66801280	RENASYS TOUCH device	Box/1 unit
66801273	RENASYS TOUCH 300ml canister with solidifier	Box/5 units
66801274	RENASYS TOUCH 800ml canister with solidifier	Box/5 units
66801276	RENASYS TOUCH carry straps	Box/1 unit
66801277	RENASYS TOUCH carry bag	Box/1 unit
66801278	66801278 RENASYS TOUCH IV/Bed pole clamp	Box/1 unit]



RENASYS[◇] GO

RENASYS GO is a portable, lightweight device that has a discreet and ergonomic design allowing patients to continue treatment while carrying on with their daily life.

How to use

- NPWT consists of a wound filler (foam or gauze), a drainage channel and a transparent film that are all connected to a suction device.

Code	Product description	Items per unit
66801496	RENASYS GO Device	Box/1 unit
66800914	RENASYS GO Small 300ml Canister	Box/5 units
66800916	RENASYS GO Large 750ml Canister	Box/5 units
66800162	RENASYS GO Carrying Case	Box/1 unit
66800163	RENASYS GO Carrying Straps	Box/1 unit
66801558	RENASYS GO Power Supply External Cord Class II	Box/1 unit



RENASYS[◇] EZ PLUS

RENASYS EZ PLUS is a powerful device with a high flow rate that performs under pressure. It allows you the flexibility to treat multiple types of patients with a device that is easy to use and has the capacity and power to cope under pressure.

The RENASYS EZ PLUS is easy to use, with a variety of safety alarms protecting you and your patients.

Code	Product description	Items per unit
66801243	RENASYS EZ PLUS Device	Box/1 unit
66800913	RENASYS EZ PLUS 250ml Canister	Box/10 units
66800912	RENASYS EZ PLUS 800ml Canister	Box/10 units
66800060	RENASYS EZ PLUS Canister Holder Kit	Box/1 unit
MFAUS2PC	RENASYS Power Cord Class II 3m	Each



Foam

RENASYS[◊]-F

Foam Dressing Kit – Small

Component list

- 1 - Soft Port – length 69cm applicator head 15cm x 10cm
- 1 - Foam block 10cm x 8cm x 3cm
- 1 - RENASYS[◊] Transparent Film 20cm x 30cm



RENASYS-F

Foam Dressing Kit – Medium

Component list

- 1 - Soft Port – length 69cm applicator head 15cm x 10cm
- 1 - Foam block 20cm x 13cm x 3cm
- 2 - RENASYS Transparent Film 20cm x 30cm



RENASYS-F

Foam Dressing Kit – Large

Component list

- 1 - Soft Port – length 69cm applicator head 15cm x 10cm
- 1 - Foam block 25cm x 15cm x 3cm
- 3 - RENASYS Transparent Film 20cm x 30cm



RENASYS-F

Foam Dressing Kit – X-Large

Component list

- 1 - Soft Port – length 69cm applicator head 15cm x 10cm
- 1 - Foam block 50cm x 63cm x 1.5cm
- 6 - RENASYS Transparent Film 20cm x 30cm



RENASYS[◊] AB

Abdominal Dressing Kit

Component list

- 1 - Soft Port – length 69cm applicator head 15cm x 10cm
- 2 - Foam blocks 43cm x 30cm x 3cm
- 6 - RENASYS Transparent Film 20cm x 30cm
- 1 - organ protection layer 89cm x 66cm



Code	Product description	Items per unit
66800794	RENASYS-F Foam Dressing Kit with Soft Port – Small	Box/5 units
66800795	RENASYS-F Foam Dressing Kit with Soft Port – Medium	Box/5 units
66800796	RENASYS-F Foam Dressing Kit with Soft Port – Large	Box/5 units
66800797	RENASYS-F Foam Dressing Kit with Soft Port – X-Large	Box/5 units
66800980	RENASYS AB Abdominal Dressing Kit with Soft Port	Box/1 unit

Gauze

RENASYS[◊]-G

Gauze Dressing Kit – Small

Component list

- 1 - saline bullet 30mL
- 1 - wound ruler
- 1 - sachet of SECURA[◊] No-Sting Barrier Film
- 1 - Soft Port – length 69cm applicator head 15cm x 10cm
- 1 - Kerlix AMD[™] Gauze Dressing Pack 15cm X 17cm
- 1 - RENASYS[◊] Transparent Film 20cm x 30cm
- 1 - non-adherent layer 8cm x 30cm



RENASYS-G

Gauze Dressing Kit – Medium

Component list

- 1 - saline bullet 30mL
- 1 - wound ruler
- 1 - sachet of SECURA No-Sting Barrier Film
- 1 - Soft Port – length 69cm applicator head 15cm x 10cm
- 2 - Kerlix AMD[™] Gauze Dressing Packs 15cm X 17cm
- 1 - RENASYS Transparent Film 20cm x 30cm
- 1 - non-adherent layer 8cm x 30cm



RENASYS-G

Gauze Dressing Kit – Large

Component list

- 1 - saline bullet 30mL
- 1 - wound ruler
- 1 - sachet of SECURA No-Sting Barrier Film
- 1 - Soft Port – length 69cm applicator head 15cm x 10cm
- 1 - Kerlix AMD[™] Gauze Dressing Roll 11cm x 4m
- 2 - RENASYS Transparent Film 20cm x 30cm
- 2 - non-adherent layers 8cm x 30cm



RENASYS[◊]-G

Gauze Dressing Kit – X-Large

Component list

- 2 - saline bullet 30mL
- 1 - wound ruler
- 2 - sachet of SECURA[◊] No-Sting Barrier Film
- 1 - Soft Port – length 69cm applicator head 15cm x 10cm
- 2 - Kerlix AMD[™] Gauze Dressing Rolls 11cm x 4m
- 3 - RENASYS[◊] Transparent Film 20cm x 30cm
- 4 - non-adherent layers 8cm x 20cm



RENASYS-G

Gauze Dressing Kit Sterile with Soft Port

Component list

- 1 - Soft Port – length 69cm applicator head 15cm x 10cm
- 1 - Kerlix AMD[™] Gauze Dressing Pack 15cm x 17cm
- 1 - Kerlix AMD[™] Gauze Dressing Roll 11cm x 4m
- 3 - RENASYS Transparent Film 20cm x 30cm



Code	Product description	Items per unit
66800933	RENASYS-G Dressing Kit with Soft Port - Small	Box/5 units
66800934	RENASYS-G Dressing Kit with Soft Port - Medium	Box/5 units
66800935	RENASYS-G Dressing Kit with Soft Port - Large	Box/5 units
66800936	RENASYS-G Dressing Kit with Soft Port - X-Large	Box/5 units
66801829	RENASYS-G Gauze Dressing Kit Sterile with Soft Port	Box/5 units

Kit Accessories

RENASYS[◇] Transparent Film

Component list

- 10 - Transparent Films per kit 20cm x 30cm



RENASYS Y-Connector

Component list

- 1 - Y-Connector per kit



RENASYS Soft Port Stand-Alone Kit

Component list

- 1 - Soft Port per kit Length 69cm applicator head 15cm x 10cm



RENASYS 10FR Round Drain Pack

Component list

- 1 - 10 French Round Drain
- 1 - RENASYS Quick-Click Adapter
- 2 - non-Adherent Layer 7.5x20cm
- 1 - AMD gauze roll 11cm x 4m
- 1 - AMD gauze pack 15cm x 17cm
- 2 - RENASYS Transparent Film
- 4 - strips waterproof tape
- 1 - ostomy paste
- 2 - sachet of SECURA[®] No-Sting Barrier Film
- 1 - saline bullet 30mL
- 1 - wound ruler



RENASYS 10mm Flat Drain Pack

Component list

- 1 - 10mm Flat Drain
- 1 - RENASYS Quick-Click Adapter
- 2 - non-Adherent Layer 7.5x20cm
- 1 - AMD gauze roll 11cm x 4m
- 1 - AMD gauze pack 15cm x 17cm
- 2 - RENASYS Transparent Film
- 4 - strips waterproof tape
- 1 - ostomy paste
- 2 - sachet of SECURA No-Sting Barrier Film
- 1 - saline bullet 30mL
- 1 - wound ruler



RENASYS[®] 15FR Channel Drain Pack

Component list

- 1 - 15 French Channel Drain
- 1 - RENASYS Quick-Click Adapter
- 2 - non-Adherent Layer 7.5x20cm
- 1 - AMD gauze roll 11cm x 4m
- 1 - AMD gauze pack 15cm x 17cm
- 2 - RENASYS Transparent Film
- 4 - strips waterproof tape
- 1 - ostomy paste
- 2 - sachet of SECURA[®] No-Sting Barrier Film
- 1 - saline bullet 30mL
- 1 - wound ruler



RENASYS Adhesive Gel Patch

Component list

- 10 gel patches per box 10cm x 7cm
- Double sided silicone adhesive hydrogel



Code	Product description	Items per unit
66800391	NPWT Antimicrobial Large Gauze Roll	Box/10 units
66800394	RENASYS Transparent Film	Box/10 units
66800853	RENASYS Transparent Film X-Large	Box/10 units
66800971	RENASYS Y-Connector	Box/10 units
66800799	RENASYS Soft Port Stand-Alone Kit	Box/5 units
66801255	RENASYS-G 10FR Round Drain Pack	Box/5 units
66801256	RENASYS-G 10mm Flat Drain Pack	Box/5 units
66801257	RENASYS-G 15FR Channel Drain Pack	Box/5 units
66801082	RENASYS Adhesive Gel Patch	Box/5 units

Smith & Nephew provides a comprehensive range of products to meet general wound management needs

Products

Bandages and tapes

Bandages

CoolFAST™ 36

CoolGRIP™ 36

PRIMABAND° 37

PRIMACREPE° 37

PRIMAFIX° Plus 38

PRIMAGAUZE° 39

PRIMAPLAST° 39

Compression bandages

PROFORE° 40

PROFORE° Lite 40

Paste bandages

ICHTHOPASTE° 41

VISCOPEASTE° 41

ZIPZOC° 41

Tapes

PRIMATAPE° 42

Exudate management

ALLEVYN° Thin 43

CUTILIN° 43

CUTINOVA° Hydro 44

EXU-DRY° 45

MELOLIN° 46

MELOLITE° 46

IV management

IV3000° Range 47

Odour management

BANISH° 48

CARBONET° 48

Post-operative dressings

CUTIFILM° Plus 49

CUTIPLAST° 49

OPSITE° Range 50

PRIMAPORE° 52

Pressure redistribution

DERMAPAD° 52

Scar management

CICA-CARE° 53

Skin care

Hospital Skin Care Lotion 53

PRIMASWAB° 53

REMOVE° Wipes 54

UNI-SOLVE° 54

SECURA° Range 54

SKIN-PREP° Wipes 56

UNI-DERM° 56

ZOFF° 56

Surgical drapes

OPSITE° Incise 57

Tulle gras

CUTICERIN° 57

JELONET° 58

Wound closure

LEUKOCLIP° 58

LEUKOSTRIP° 59

Other

AMETOP° 59

Bandages

CoolFAST™

Tubular Retention Bandage

A tubular retention bandage ideal to use when needing to secure dressings. CoolFAST can also be used to provide protection over creams or ointments used for dermatological purposes, such as eczema or wet wrapping.

- Has mild elastic properties provided by fine elastic threads incorporated into the fabric.
- Excellent stretch and contraction properties ensure that dressings are held securely in place.
- CoolFAST maintains its elasticity over a long period due to its unique knit structure.
- Made from cotton and viscose, with latex-free elastic threads.



Code	Product description	Limb circumference guide	Items per unit
36361534	Red 3.5cm x 10m	10-16cm child hands and arms	Box/1 roll
36361535	Green 5cm x 10m	14-24cm child legs and adult arms	Box/1 roll
36361536	Blue 7.5cm x 10m	21-36cm adult arms, lower legs, knees and small thighs	Box/1 roll
36361537	Yellow 11cm x 10m	30-50cm adult knees and thighs	Box/1 roll

CoolGRIP™

Tubular Elastic Support Bandage

CoolGRIP is a tubular elastic support bandage ideal for the treatment of oedema associated with muscle sprains and strains, management and treatment of lymphoedema and symptoms of varicose vein conditions and to support weak joints and muscles.

- The fine elastic threads are spaced close together, distributing pressure more evenly than conventional bandages.
- Innovative mesh structure enhances air circulation to the skin, ensuring a more comfortable bandage, especially in warmer climates.
- Made from cotton and polyester, with latex-free elastic threads.
- Provides 14-18mmHg sub-bandage pressure under a double layer.³²



Code	Product description	Limb guide	Items per unit
36361527	Size A 4.5cm x 10m	Infant feet and arms	Box/1 roll
36361528	Size B 6.25cm x 10m	Small hands and arms	Box/1 roll
36361529	Size C 6.75cm x 10m	Medium arms, small ankles	Box/1 roll
36361530	Size D 7.75cm x 10m	Large arms, medium ankles, small knees	Box/1 roll
36361531	Size E 8.75cm x 10m	Large ankles, medium knees, small thighs	Box/1 roll
36361532	Size F 10cm x 10m	Large knees and medium thighs	Box/1 roll
36361533	Size G 12.5cm x 10m	Large thighs	Box/1 roll
36361538	Size H 14cm x 10m	Extra-large thighs	Box/1 roll

PRIMABAND[◇]

Elastic Conforming Bandage

A retention bandage suitable for high-movement areas such as joints. Suitable for all types of patients, especially those with fragile or sensitive skin.

- Soft
- Porous, permitting air circulation
- White, conforming retention bandage
- Lightweight
- Non-adhesive
- Highly conformable

Code	Product description	Items per unit
36361487	2.5cm x 1.75m unstretched	Pkt/12 Rolls
36361488	5cm x 1.75m unstretched	Pkt/12 Rolls
36361489	7.5cm x 1.75m unstretched	Pkt/12 Rolls
36361490	10cm x 1.75m unstretched	Pkt/12 Rolls
36361491	15cm x 1.75m unstretched	Pkt/12 Rolls



PRIMACREPE[◇]

Elastic Crepe Bandage (Medium Weight)

A retention bandage where light support is required.

- White, cotton crepe bandage
- Medium weight
- Air permeable
- Easy to apply
- Washable and reusable
- Good skin tolerance

Code	Product description	Items per unit
36361478	5cm x 1.6m unstretched (3.5m stretched)	Pkt/12 Rolls
36361479	7.5cm x 1.6m unstretched (3.5m stretched)	Pkt/12 Rolls
36361480	10cm x 1.6m unstretched (3.5m stretched)	Pkt/12 Rolls
36361481	15cm x 1.6m unstretched (3.5m stretched)	Pkt/12 Rolls



PRIMACREPE[◇]

Elastic Crepe Bandage (Heavy Weight)

A retention bandage where firm directional support for joint injuries involving ligaments is required. On-going support for minor sprains and strains.

- Tan, cotton crepe bandage
- Heavy weight
- Centre guide for easy application
- Washable and reusable
- Excellent skin tolerance



Code	Product description	Items per unit
36361483	5cm x 2.3m unstretched (4.5m stretched)	Pkt/12 Rolls
36361484	7.5cm x 2.3m unstretched (4.5m stretched)	Pkt/12 Rolls
36361485	10cm x 2.3m unstretched (4.5m stretched)	Pkt/12 Rolls
36361486	15cm x 2.3m unstretched (4.5m stretched)	Pkt/12 Rolls

PRIMAFIX[◇] Plus

Conformable Retention Tape

Secure retention of primary dressings, particularly on joints and contoured areas of the body, allowing them to be dressed without restricting movement.

- Non-woven retention tape
- Air and water vapour permeable
- Low-allergy adhesive making it skin friendly
- Highly conformable
- Can be used under taping



Code	Product description	Items per unit
36361503	2.5cm x 10m	Box/1 Roll
36361504	5cm x 10m	Box/1 Roll
36361505	10cm x 10m	Box/1 Roll
36361506	15cm x 10m	Box/1 Roll
36361509	20cm x 10m	Box/1 Roll

PRIMAGAUZE[◇]

Elastic Cohesive Bandage

A cohesive retention bandage suited to areas which are highly mobile and difficult to dress.

- White, low bulk bandage
- Sticks to itself, not to skin, hair or clothing
- Highly conformable
- Air-permeable
- Stays in place, even on limbs with varying contours
- Skin friendly



Code	Product description	Items per unit
36361492	2.5cm x 2m unstretched (4m stretched)	Box 2 Rolls
36361493	4cm x 2m unstretched (4m stretched)	Box/1 Roll
36361494	6cm x 2m unstretched (4m stretched)	Box/1 Roll
36361495	8cm x 2m unstretched (4m stretched)	Box/1 Roll
36361496	10cm x 2m unstretched (4m stretched)	Box/1 Roll
36361497	6cm x 10m unstretched (20m stretched)	Box/1 Roll
36361498	8cm x 10m unstretched (20m stretched)	Box/1 Roll
36361499	10cm x 10m unstretched (20m stretched)	Box/1 Roll

PRIMAPLAST[◇]

Elastic Adhesive Bandage

An elastic adhesive bandage that provides strong compression and support for joints, in the treatment of conditions that require limitation of movement.

- Fits securely due to strong, immediate and lasting adhesion
- Non-slipping
- 100% cotton textile base with natural rubber latex and zinc oxide adhesive
- Easy application with coloured centre line

Code	Product description	Items per unit
36361500	5cm x 2.5m unstretched (4.5m stretched)	Box/1 Roll
36361501	7.5cm x 2.5m unstretched (4.5m stretched)	Box/1 Roll
36361502	10cm x 2.5m unstretched (4.5m stretched)	Box/1 Roll



Compression bandages

PROFORE[◇]

Multi-layer Compression Bandage System

PROFORE is a convenient presentation of the clinically effective four-layer bandaging system for venous leg ulcer management. It reinforces a safe and consistent protocol to heal up to 75% of venous leg ulcers in 12 weeks.³³

Proven effective in both hospital and community treatment studies, PROFORE is designed to deliver 40mm Hg pressure at the ankle, decreasing to 17mm Hg at the knee, therefore offering effective graduated compression.³⁴



Code	Product description	Items per unit
66000016	Profore 4-layer kit (18-25cm)	1 Kit
66000070	Profore LATEX FREE 4-layer kit (18-25cm)	1 Kit*
66000017	Profore 4-layer kit (25-30cm)	1 Kit**
66000018	Profore 4-layer kit (over 30cm)	1 Kit**
66000020	Layer #1 (Padding)	144 Rolls*
67000328	Layer #2 (Conformable Crepe)	72 Rolls*
66000778	Layer #3 LATEX FREE (Elastic Compression)	12 Rolls*
67000334	Layer #3 (Elastic Compression)	72 Rolls*
66000235	Layer #4 (Cohesive Compression)	96 Rolls*
66000779	Layer #4 LATEX FREE (Cohesive Compression)	12 Rolls*

*Not available in New Zealand

**Not available in Australia

PROFORE[◇] Lite

Multi-layer Compression Bandage System

PROFORE Lite is a multi-layer compression bandage system for the treatment of mixed venous and arterial leg ulcers. PROFORE Lite consists of a low-adherent wound contact layer, an absorbent wool padding layer, a light conformable crepe bandage and a flexible cohesion compression bandage.



Code	Product description	Items per unit
66000415	PROFORE 3-layer kit (18-28cm)	1 Kit

Paste bandages

ICHTHOPASTE[◇]

Zinc Paste Bandages with Ichthammol

Designed for the wet ulcer that is surrounded by an area of sensitive skin. ICHTHOPASTE zinc paste bandages contain Ichthammol which soothes the skin and helps ulcers to heal. Where venous insufficiency exists, the paste bandage should be used under graduated compression bandaging.

Code	Product description	Items per unit
4959	7.5cm x 6m	Box/12 Rolls



VISCOPASTE[◇]

Zinc Paste Bandages

VISCOPASTE is a general purpose first-line treatment for wet and dry leg ulcers. VISCOPASTE bandages soothe and protect the skin and are easily removed. Where venous insufficiency exists, the paste bandage should be used under graduated compression bandaging. VISCOPASTE PB7 is also suitable for use in the management of chronic eczema/dermatitis, where occlusion is indicated.

Code	Product description	Items per unit
4948	7.5cm x 6m	Box/12 Rolls



ZIPZOC[◇]

Non-Preserved, Zinc Oxide Impregnated Stocking

ZIPZOC is a sterile zinc oxide impregnated stocking. Where chronic venous insufficiency exists, ZIPZOC can be used as a primary contact layer under compression bandaging or hosiery. ZIPZOC is a preservative free dressing thus reducing sensitivity reactions, and it contains white soft paraffin and liquid paraffin so it will not dry or adhere.

Code	Product description	Items per unit
66000748	80cm	Box/10
66000747	80cm	Box/4*

*Not available in New Zealand



Tapes

PRIMATAPE[◇]

Universal Tape

A universal zinc oxide tape, suitable for securing dressings, particularly on joints and contoured parts of the body.

- Tan, rigid tape
- Strong adhesion
- Breathable
- Conformable

Code	Product description	Items per unit
36361510	1.25cm x 5m	Box/12 Rolls
36361511	2.5cm x 5m	Box/12 Rolls
36361512	5cm x 5m	Box/6 Rolls
36361513	7.5cm x 5m	Box/6 rolls
36361514	1.25cm x 9.2m	Drm/24 rolls
36361515	2.5cm x 9.2m	Drm/12 rolls
36361516	3.8cm x 9.2m	Drm/8 rolls
36361517	5cm x 9.2m	Drm/6 rolls



PRIMATAPE[◇]

Elastic Tape

An elastic zinc oxide tape, suitable for securing dressings, particularly on joints, finger taping and high movement areas.

- Tan, elastic tape
- Strong adhesion
- Breathable
- Flexible

Code	Product description	Items per unit
36361518	2.5cm x 1m	Box/12 Rolls
36361519	5cm x 1m	Box/6 Rolls
36361520	2.5cm x 2.5m	Box/12 Rolls
36361521	5cm x 2.5m	Box/6 Rolls
36361522	7.5cm x 2.5m	Box/6 Rolls



PRIMATAPE[◇]

Waterproof Tape

A waterproof zinc oxide tape, suitable for securing dressings which may be exposed to wet and/or dirty environments.

- White, waterproof tape
- Strong adhesion
- Breathable
- Easy to tear



Code	Product description	Items per unit
36361523	1.25cm x 5m	Box/12 Rolls
36361524	2.5cm x 5m	Box/12 Rolls
36361525	5cm x 5m	Box/6 Rolls

Exudate management

ALLEVYN[◇] Thin

Flexible, self-adhesive wound dressing

ALLEVYN Thin dressings offer all the proven benefits of moist wound healing, without any breakdown of the dressing caused by contact with exudate. This promotes early, clean and trouble-free healing of wounds with light to moderate levels of exudate.

Code	Product description	Items per unit
66047576	5cm x 6cm	Box/10
66047578	10cm x 10cm	Box/5
66047579	15cm x 20cm	Box/3



CUTILIN[◇]

Low-adherent absorbent dressing

CUTILIN is a dressing for low to moderately exuding wounds that can be cut to shape without linting. It is available in sterile or non-sterile presentations.

Code	Product description	Items per unit
76240	5cm x 5cm	Box/100
76242	10cm x 10cm	Box/100
76243	10cm x 20cm	Box/100*
76238	45cm x 7m Roll (Non-sterile)	Roll/1*

*Not available in New Zealand




CUTINOVA[◇] HYDRO

Hydro-selective wound dressing

CUTINOVA HYDRO is a hydro-selective, self-adhesive sterile wound dressing that is a successor to hydrocolloids. Its special structure offers selective absorption by which it absorbs mainly water from the exudate, leaving essential elements on the wound bed, e.g. enzymes, growth factors and proteins. Growth factors and other natural proteins are known to be essential agents in wound healing.³⁵

Designed for wounds with moderate to high levels of exudate, CUTINOVA HYDRO locks in wound fluid to reduce the risk of maceration and the incidence of leakage.³⁶ It is also resistant to both water and bacteria.



Code	Product description	Items per unit
66047441	5cm x 6cm	Box/10
66047443	10cm x 10cm	Box/5
66047445	15cm x 20cm	Box/3*

*Not available in New Zealand

EXU-DRY[◊]

Specialised absorbent dressings with anti-shear layer

EXU-DRY is a one-piece, highly absorbent, non-adherent dressing. It has been designed to save nursing time and lower total dressing costs. Available in a wide range of sizes and shapes, EXU-DRY may be used as a wet or dry dressing on clean or contaminated wounds. EXU-DRY is compatible with most topical agents, liquids and creams.#

EXU-DRY is a multi-layer dressing, replacing multiple layers of gauze and abdominal or surgical pads. The outer layer is non-occlusive and permeable, while the absorbent layer wicks away excess exudate, reducing the risk of maceration.

#Petroleum jelly based products should not be used in conjunction with EXU-DRY as they interfere with absorbency.



Code	Product description (size; absorbency)	Items per unit
5999003	7.5cm disc; medium	Box/50*
5999034	7.5cm x 10cm; full	Box/50*
5999M04	10cm x 15cm; medium	Box/10***
5999004120	10cm x 15cm; full	Box/10
5999006	15cm x 23cm; full	Box/12
5999M06	15cm x 23cm; medium	1 Dressing***
5999009	23cm x 38cm; full	Box/30**
5999018	38cm x 46cm; full	Box/30**
5999M18	38cm x 46cm; medium	1 Dressing***
5999024	38cm x 61cm; full	Box/30*
5999M24	38cm x 61cm; medium	1 Dressing***
5999028	50cm x 71cm; full	Box/20*
5999M28	50cm x 71cm; medium	Box/30*
Slit Tube Dressings		
5999003S	8cm disc; medium	Box/50*
5999PTM	5cm x 8cm; full	Box/50*
5999034S	8cm x 10cm; full	Box/50*
5999101	10cm x 15cm; full	1 Dressing***
Incision Dressings		
5999INC9	8cm x 22cm; full	Box/50*
Specialty Dressings		
5999LPG	35cm x 35cm; hand dressing (glove shaped); heavy	Box/20
5999LPL	87cm x 95cm; leg dressing (shaped); medium	Box/20*
5999M36	61cm x 91cm; non-permeable; heavy	Box/15*
5999L72	91cm x 183cm; non-permeable	1 Dressing***
5999L73	91cm x 183cm; non-permeable with straps	Box/15*

*Not available in New Zealand

**Available for purchase as a single unit in New Zealand

***Not available in Australia

MELOLIN[◇]

Highly absorbent low-adherent dressing

MELOLIN is a low-adherent, absorbent dressing that absorbs excess fluid from moderately exuding wounds. It consists of three layers: a low-adherent perforated film, a highly absorbent cotton/polyester pad and a hydrophobic backing layer. This structure allows for drainage of exudate, reducing trauma to healing tissue.³⁷ It is easily conformable and retains its integrity when cut.




Code	Product description	Items per unit
66974940	5cm x 5cm	Box/100
66974932	5cm x 5cm	Box/25*
66974933	10cm x 10cm	Box/10*
66974941	10cm x 10cm	Box/100
66974939	10cm x 20cm	Box/100
66974930	50cm x 7m Roll (non-sterile)	Roll/1

*Not available in New Zealand

MELOLITE[◇]

Lightly absorbent low-adherent dressing

MELOLITE dressings are constructed from an absorbent pad which helps distribute the fluid, thus avoiding the problems of immediate exudate strike-through, covered on both sides with a heat-laminated polyethylene film. This film acts as a low-adherent wound contact layer by allowing the passage of exudate through its elliptical holed construction into the absorbent pad. This minimises the risk of adherence to the wound and the related trauma on dressing removal. Either side of the dressing can be placed directly onto the wound site.



Code	Product description	Items per unit
4811	7.5cm x 5cm	Box/100
4812	7.5cm x 10cm	Box/100
4814	7.5cm x 20cm	Box/100

IV management

IV3000^o

Moisture Responsive Catheter Dressing

IV3000 is a moisture responsive, transparent film dressing, specifically designed to meet the needs of catheter fixation.


IV3000 is made from a unique REACTIC^o film, which is breathable and significantly more permeable to water vapour than ordinary film. The film is waterproof and impermeable to liquids and bacteria³⁸, and while the dressing remains intact it protects the IV site from outside contamination. These properties result in drier catheter sites, reduced skin maceration and lower skin colonisation, thus reducing the risk of catheter related infection.

IV3000 can be applied easily and aseptically, and due to the pattern spread adhesive, pain on removal is reduced.

The IV3000 dressing portfolio gives the IV practitioner a choice of application methods. Four ranges are available – Ported, Non-Ported, Frame Delivery, and Orange Handle. The dressings are available in a variety of shapes and sizes to meet required applications. Ported, Non-Ported and Frame Delivery dressings include two sterile securing strips for catheter or tube fixation and a sterile label documentation.

Code	Product description	Items per unit	Recommended indication
Ported			
66004011	5cm x 6cm	Box/100	Paediatric
4006	7cm x 9cm	Box/100	Peripheral
66004009	9cm x 12cm (oval)	Box/50	Central
66800512	11cm x 14cm	Box/25	PICC
Non-Ported			
4007	6cm x 7cm	Box/100	Peripheral
4008	10cm x 12cm	Box/50	Central
Frame Delivery			
59410082	6cm x 7cm	Box/100	Peripheral
59410882	10cm x 12cm	Box/50	Central
Orange Handle			
4923	6cm x 8cm	Box/100	Peripheral
4924	6cm x 8.5cm	Box/100	Peripheral
4925	10cm x 14cm	Box/10	Central
4973	10cm x 14cm	Box/50	Central
4649	10cm x 20cm	Box/50	PICC/Epidural


Ported




Non-Ported



Frame Delivery



Orange Handle



Odour management

BANISH[◇]

Deodoriser

Banish is a concentrated liquid deodorant that neutralises and deodorises odours associated with ostomy pouches.

Code	Product description	Items per unit
412200	BANISH 15ml	1 Bottle*

*Not available in New Zealand



CARBONET[◇]

Absorbent Odour Control Dressing

CARBONET is a multi-layer odour adsorbent dressing consisting of a low adherent wound contact layer, an absorbent layer, an activated charcoal layer and a backing layer.

CARBONET creates a favourable environment for wound healing and leaves granulating tissue undisturbed on removal due to low-adherency.

CARBONET is intended for use on discharging, infected and malodorous wounds such as venous leg ulcers, fungating carcinomas, faecal fistulae and infected surgical wounds.

Code	Product description	Items per unit
7064	10cm x 10cm	Box/10
7065	10cm x 20cm	Box/10*

*Not available in New Zealand



Post-operative dressings

CUTIFILM[◇] Plus

Post-operative dressing

CUTIFILM Plus is a waterproof dressing ideal for use on surgical wounds, lacerations and abrasions.

Code	Product description (dressing; pad)	Items per unit
76248	5cm x 7.2cm; pad: 2.7cm x 4cm	Box/50
76244	8cm x 10cm; pad: 4cm x 6.5cm	Box/25
76245	8cm x 15cm; pad: 4cm x 11cm	Box/25
76246	10cm x 12.5cm; pad: 5.5cm x 8.5cm	Box/25
76247	10cm x 20cm; pad: 5.5cm x 16cm	Box/25
76249	10cm x 30cm; pad: 5.5cm x 24cm	Box/50
76250	10cm x 38cm; pad: 5.5cm x 32cm	Box/50
Tan pad		
76251	5cm x 7.2cm; pad: 2cm x 4cm	Box/50
76252	8cm x 10cm; pad: 4cm x 6.5cm	Box/25



CUTIPLAST[◇] / CUTIPLAST[◇] STERIL

Sterile island dressing

CUTIPLAST is a flexible fabric dressing with a low-adherent wound pad ideal for use in areas of curvature and flexion such as knees and elbows and hirsute areas. It is indicated for dressing surgical wounds or general cuts and lacerations, where a waterproof dressing is not required.

Code	Product description (dressing; pad)	Items per unit
66001478	7.2cm x 5cm; pad: 4cm x 2.5cm	Box/100
66001473	10cm x 8cm; pad: 5.3cm x 4.5cm	Box/50
66001474	15cm x 8cm; pad: 11cm x 4cm	Box/50
66001475	20cm x 10cm; pad: 15.5cm x 5.3cm	Box/50
66001476	25cm x 10cm; pad: 20cm x 5.3cm	Box/50
66001477	30cm x 10cm; pad: 25cm x 5.3cm	Box/50
66001464	4cm x 5m Roll; pad: 1.8cm x 5m (non-sterile)	Roll/1
66001466	6cm x 5m Roll; pad: 2.5cm x 5m (non-sterile)	Roll/1
66001468	8cm x 5m Roll; pad: 4cm x 5m (non-sterile)	Roll/1



OPSITE[◇] Range

Film dressings

OPSITE products are moisture-responsive film dressings designed specifically to treat wounds in a range of healthcare settings. The transparent, adhesive polyurethane film helps protect wounds from bacterial contamination.³⁹

OPSITE[◇] Post-Op

OPSITE Post-Op with its unique REACTIC[◇] film, offers a high level bacterial barrier and moisture management in a post-op dressing. The low-allergy adhesive reduces the risk of irritation while ensuring the dressing stays in place, even over awkward contours. The pad surface leaves the wound site clean and comfortable, reducing the pain and site trauma when changing the dressing.



Code	Product description (dressing; pad)	Items per unit
66000708	6.5cm x 5cm; pad: 4cm x 2.5cm	Box/100
66000709	9.5cm x 8.5cm; pad: 7.3cm x 3.7cm	Box/20
66000710	12cm x 10cm; pad: 7.5cm x 5.2cm	Box/10
66000712	15.5cm x 8.5cm; pad: 12cm x 3.7cm	Box/20
66000713	20cm x 10cm; pad: 15cm x 5.6cm	Box/20
66000714	25cm x 10cm; pad: 20cm x 5.6cm	Box/20
66000715	30cm x 10cm; pad: 25cm x 5.6cm	Box/20
66000716	35cm x 10cm; pad: 30cm x 5.6cm	Box/20

OPSITE[◇] Post-Op Visible

OPSITE Post-Op Visible is a dressing with a transparent REACTIC film and a see-through absorbent pad. The highly breathable film is waterproof and bacteria-resistant, and the unique lattice structure foam pad enables regular wound assessment without the need to lift or remove the dressing. OPSITE Post-Op Visible is ideal for moderately exuding wounds including invasive surgical wounds, lacerations and abrasions. The low allergy adhesive reduces the risk of irritation and keeps the dressing in place, even over awkward contours.



OPSITE Visible Drain Dressing is designed specifically for dressing drains and other percutaneous catheters.

Code	Product description	Items per unit
66800136	8cm x 10cm	Box/20
66800137	15cm x 10cm	Box/20
66800138	20cm x 10cm	Box/20
66800139	25cm x 10cm	Box/20
66800140	30cm x 10cm	Box/20
66800141	35cm x 10cm	Box/20
OPSITE Visible Drain Dressing		
66800842	10cm x 9cm	Box/20




OPSITE[◇] FLEXIFIX[◇]

Transparent non-sterile adhesive film roll

OPSITE FLEXIFIX combines all the advantages of OPSITE film with a simple application system, to allow easy and secure fixation of all kinds of dressings. Now with an improved application system which incorporates a pre-lift edge. It is resistant to water and bacteria, and is ideal for application on awkward areas of the body. OPSITE FLEXIFIX is not sterilised.

Code	Product description	Items per unit
66000040	5cm x 10m	Roll/1
66000041	10cm x 10m	Roll/1



OPSITE[◇] FLEXIFIX[◇] Gentle

Transparent silicone adhesive film roll

OPSITE FLEXIFIX Gentle combines breathability, transparency, and up to a seven day wear time to offer a versatile silicone film roll for patients with fragile or at risk skin. It removes cleanly without disrupting fragile skin layers or causing patients undue pain.

Code	Product description	Items per unit
66801195	2.5cm x 5m roll	Box/1
66801196	5cm x 5m roll	Box/1
66801197	10cm x 5m roll	Box/1




OPSITE[◇] FLEXIGRID

Moisture vapour permeable adhesive film dressing

OPSITE FLEXIGRID facilitates moist wound healing for superficial wounds such as clean grazes, minor burns and skin tears. The dressing can be left in place for up to fourteen days, minimising interference at the wound site and reducing the amount of nursing time required.

Code	Product description	Items per unit
4628	6cm x 7cm	Box/100
4629	10cm x 12cm	Box/10
4630	10cm x 12cm	Box/50
4631	15cm x 20cm	Box/10
4632	12cm x 25cm	Box/20



OPSITE[◇] Spray

Transparent film dressing spray

OPSITE Spray is a water-resistant and quick-drying film that provides protection for dry, minor surgical and surface wounds. It is permeable to moisture vapour and air, allowing the surrounding skin to breathe and helping prevent maceration. OPSITE Spray is not sterilised.

Code	Product description	Items per unit
66004978	100ml Can	Can/12




PRIMAPORE[◇]

Conformable fabric island dressing with absorbent pad

PRIMAPORE is a soft, sterile dressing that can be used to cover a variety of wounds. It is ideal for use in treating wounds in curved areas of the body, including surgical wounds, general cuts, lacerations and abrasions. The highly absorbent pad provides an effective barrier, minimising fluid strike-through. PRIMAPORE also offers a low-adherent wound contact layer, reducing trauma to underlying tissue and ensuring pain is minimised on removal. The low-allergy acrylic adhesive provides secure fixation over the entire wound site.

Code	Product description (dressing; pad)	Items per unit
66003634	7.2cm x 5cm; pad: 4cm x 2.5cm	Box/50*
7135	8.3cm x 6cm; pad: 5.7cm x 3.5cm	Box/50
66000317	10cm x 8cm; pad: 5.3cm x 4.5cm	Box/20*
66000318	15cm x 8cm; pad: 11cm x 4cm	Box/20
66000319	20cm x 10cm; pad: 15.5cm x 5.3cm	Box/20
66000320	25cm x 10cm; pad: 20cm x 5.3cm	Box/20
66007140	35cm x 10cm; pad: 29.5cm x 5.3cm	Box/20*

*Not available in New Zealand



Pressure redistribution

ALLEVYN[◇] LIFE

Multilayer silicone foam dressings, such as ALLEVYN LIFE, can help prevent pressure injuries when used as part of a pressure injury prevention program⁴⁶.

- In a recently published study, the incidence of hospital acquired pressure injuries (HAPUs) decreased by 69% in an adult ICU when a prevention program that included ALLEVYN LIFE was implemented⁴⁷.
- ALLEVYN LIFE is available in different shapes and sizes (Refer to page 23 for further details).



DERMAPAD[◇]

Pressure Redistribution Device

DERMAPAD is a polymer gel pad that helps redistribute pressure to protect critical areas. It is typically used on bony areas (heel, sacrum) or under devices (tubing, face masks) to help prevent skin damage from pressure.

The pads are indicated for use on intact skin only and can be used on:

- Stage 1 pressure injuries to prevent deterioration and aid tissue recovery.
- Areas at risk or areas already showing signs of developing skin damage.
- Recently healed pressure injuries to help prevent re-injury.

DERMAPAD can be removed regularly to inspect the skin. Washed regularly, it can be reused on the same patient for many weeks until it breaks down. DERMAPAD is available in a wide range of shapes and sizes.

Code	Product description	Items per unit	Cartons per case
66801315	Sheet 10cm x 10cm x 0.3cm	Box/5	12
66801316	Sheet 10cm x 10cm x 1.2cm	Box/5	12
66801317	Sheet 20cm x 20cm x 0.3cm	Box/2	10
66801318	Sheet 20cm x 20cm x 1.2cm	Box/2	6
66801319	Heel Standard	Box/2	12
66801320	Heel Large	Box/2	12
66801321	Heel Standard (bulk)	N/A	30
66801322	Sacrum/Ankle Wrap	Box/1	10
66801323	Strip 50cm x 2.5cm x 0.3cm	Box/5	12
66801324	Strip 30cm x 5cm x 0.3cm	Box/5	12




Scar management

CICA-CARE[◇]

Adhesive gel sheet for scar care

CICA-CARE is a soft, self-adhesive silicone gel sheet for the treatment and prevention of scarring. It is clinically effective in flattening red and raised scars, both old and new, in up to 90% of cases⁴⁸. CICA-CARE is effective in the treatment of scars up to twenty years old.

The CICA-CARE adhesive gel sheet is simple to apply and can be cut to size to fit most scars. The silicone membrane and gel combination make CICA-CARE more durable. It is washable and reusable, lasting 2–4 weeks.



Code	Product description	Items per unit
66000702	12cm x 6cm	Box/1**
66250704	12cm x 6cm	Box/1*
66250706	12cm x 15cm	Box/1
66250707	12cm x 15cm	Box/10

*Not available in New Zealand

**Not available in Australia

Skin care

Hospital Skin Care Lotion

Moisturising Lotion

Effective but gentle, this non-greasy penetrating lotion protects the hands and the skin from chapping, dryness, and the effects of detergent alkalinity. Soothing Hospital Skin Care Lotion containing 1.5% dimethicone, has humectants to moisturise the skin and effective emollients to relieve dry skin. While softening the skin, it provides a silicone barrier for lasting protection against the harsh conditions encountered by hospital staff every day. Available in a handy 500ml pack, it dispenses easily and fits neatly on walls.



Code	Product description	Items per unit
HSCL500	500ml Pump Pack	12 Dispensers*

*Not available in New Zealand

PRIMASWAB[◇]

Skin Cleansing Alcohol Wipe

Simple and quick cleansing.

- Two-ply skin cleansing wipes
- Individually packed
- Saturated with 70% v/v isopropyl alcohol

Code	Product description	Items per unit
36361526	PRIMASWAB Wipe	Box/200



REMOVE[◇]

Adhesive Solvent Wipe

REMOVE is a gentle solvent used to remove adhesive dressings and tapes. It dissolves adhesives and assists in removing acrylic-based, rubber-based and hydrocolloid-based residues from the skin without irritation or trauma.

REMOVE is aloe-formulated to moisturise and condition tender or friable skin. It is easy to apply and cost-effective, as the single-use wipes contain just the right amount of adhesive remover, so there is no mess or waste.



Code	Product description	Items per unit
403100	REMOVE Wipe	Box/50

UNI-SOLVE[◇]

Adhesive Remover Wipes

UNI-SOLVE thoroughly dissolve adhesives reducing trauma to the skin caused by frequent or aggressive tape adhesion. It is ideal for removing adhesive dressings, ostomy appliances, adhesive orthopaedic strapping and Montgomery straps.



Code	Product description	Items per unit
402300	UNI-SOLVE Adhesive Remover Wipes	Box/50*

*Not available in New Zealand

SECURA[◇]

No Sting Barrier Film

SECURA No Sting Barrier Film is a liquid, film-forming, alcohol free skin protectant that minimises stinging. With fast drying times of less than 30 seconds, SECURA No Sting Barrier Film will create an effective water proof barrier for up to 96 hours (four days).

It may be used to protect intact and damaged skin from irritation due to urinary or faecal incontinence, bodily fluids, adhesive trauma and friction.

Code	Product description	Items per unit	Cartons per case
66800710	Spray 28ml	Box/12	12
66800711	Swab 3ml	Box/50	12
66800712	Wipe 1ml	Box/50	20*

*Not available in New Zealand



SECURA[◇]

No Rinse Cleanser

SECURA No Rinse Cleanser is a liquid solution that is an alternative to soap and water. SECURA No Rinse Cleanser should be used in order to maintain the normal pH and moisture content of the skin, provide a no-rinse and easy one step cleansing solution.

SECURA No Rinse Cleanser will also aid in the removal of faeces and other foreign material, emulsify stool without friction and is pH balanced to protect the skin's acid mantle.



Code	Product description	Items per unit
66800988	SECURA No Rinse Cleanser 236ml	Each

SECURA[◇]

Barrier Creams

All SECURA barrier creams are designed to protect the skin from contact with unhealthy moisture created through perspiration, urine and faeces.

SECURA Barrier Cream D contains 5% dimethicone, provides a dual action moisturise barrier and moisturiser and can help prevent and protect chafed, chapped, cracked or wind burned skin and lips.

SECURA Extra Protective Cream Z30 contains 30% zinc and the addition of karaya to absorb moisture and adhere to excoriated skin. It is able to withstand repeated exposure to urine and faeces.



Code	Product description	Items per unit
66800986	SECURA Barrier Cream D 28g	Each
66800983	SECURA Barrier Cream D 92g	Each
59450425	SECURA Extra Protective Cream Z30 92g	Each

SECURA[◇]

Moisturisers

SECURA moisturising creams and lotions are used to keep the skin intact and supple by preventing water loss. Well-hydrated skin and good skin integrity is important as the skin provides the first line of defence for the immune system.

SECURA Moisturizing Cream restores moisture to very dry skin, conditions, soothes and rehydrates whilst being absorbed quickly.

SECURA Moisturizing Lotion should be used daily to moisturise dry skin in order to maintain healthy skin/acid mantle, is fragrance free and absorbs quickly.



Code	Product description	Items per unit
59432000	SECURA Moisturizing Cream 184g	Each
59433400	SECURA Moisturizing Lotion 236ml	Each

SKIN-PREP[◇]

Protective Wipe

SKIN-PREP is a liquid preparation that when applied to intact skin, forms a protective film that prepares the skin for attachments such as drainage tubes, external catheters and adhesive dressings. Only one coat is required.

SKIN-PREP can be easily applied to even the most awkward areas. It moves naturally with the patient's skin, so it will not crack or peel. The protective coating helps to preserve proper skin integrity and prevent damage or injury during the removal of tapes and films, making adhesive removal less painful. SKIN-PREP itself is also easily removed using skin cleanser or soap and water.



Code	Product description	Items per unit
420200	SKIN-PREP Spray 118ml	1 Bottle*
420400	SKIN-PREP Wipe	Box/50

*Not available in New Zealand

UNI-DERM[◇]

Moisturizing Cream

UNI-DERM is a greaseless, hospital-formulated skin conditioner. It helps maintain skin integrity and prevents breakdown due to dryness, friction, pressure and incontinence.

Code	Product description	Items per unit
443500	85gm Tube	1 Tube*

*Not available in New Zealand



ZOFF[◇]

Adhesive Remover

ZOFF is a universal adhesive remover ideal for the painless removal of adhesive tapes, dressings and acrylics such as hydrocolloids. It contains no trichloroethane and is easy to use.

Code	Product description	Items per unit
36105120	ZOFF Adhesive Remover	Box/12*

*Not available in New Zealand



Surgical drapes

OPSITE[◇] Incise

Theatre Incise Drapes

OPSITE Incise Drapes are transparent, adhesive polyurethane films which allow the skin to breathe, so preventing moisture build-up under the drape. As a result OPSITE Incise Drapes adhere throughout long surgical operations to the surrounding skin and most importantly to the wound edge.

Code	Product description	Items per unit
4967	14cm x 25cm	Box/20*
4986	28cm x 15cm	Box/10
4987	28cm x 30cm	Box/10
4988	28cm x 45cm	Box/10
4995	42cm x 40cm	Box/10
4989	55cm x 45cm	Box/10
4994	84cm x 56cm	Box/10

*Not available in New Zealand



Tulle gras


CUTICERIN[◇]

Mesh wound contact layer

Used in place of a tulle gras dressing, CUTICERIN is an impregnated, non-aqueous, non-linting dressing ideal as a wound contact layer for burns, abrasions and other wounds with superficial skin loss. It reduces the risk of granulation tissue growing through the dressing, decreasing trauma on removal.

Code	Product description	Items per unit
66045560	7.5cm x 7.5cm	Box/50
66045561	7.5cm x 20cm	Box/50
66045502	20cm x 40cm	Box/25*

*Not available in New Zealand



JELONET[◇]

Non-medicated paraffin gauze dressing

JELONET is a soft paraffin dressing made from open-weave gauze. The gauze has interlocking threads, which minimise fraying when the dressing is cut to shape.

JELONET is soothing and low-adherent, and allows the wound to drain freely into an absorbent secondary dressing.



Code	Product description	Items per unit
7403	5cm x 5cm	Box/50
7404	10cm x 10cm	Box/10
66007450	10cm x 10cm	Box/50*
7409	10cm x 10cm	Box/100**
66007478	10cm x 10cm	Tin/36*
66007479	10cm x 10cm	Tin/10*
7459	10cm x 40cm	Box/10
66007477	10cm x 7m Roll	Tin/1*
7415	15cm x 2m roll	Box/12

*Not available in New Zealand

**Not available in Australia

Wound closure

LEUKOCLIP[◇]

Skin Stapling System

LEUKOCLIP SD is a semi-disposable skin stapler for wound closure with a patented 'B' shaped staple that reduces tissue damage and scarring. LEUKOCLIP SD consists of two components: a reusable handle that is autoclavable and a disposable magazine/cartridge containing 10 or 35 staples. The staples are flexible, adapt to wound swelling and do not disturb normal blood flow.



Code	Product description	Items per unit
66001201	LEUKOCLIP STAPLE REMOVER	Box/15*
66047111	LEUKOCLIP SD HANDLE	Box/5*
66047113	LEUKOCLIP SD CARTRIDGE 35w	Box/10*
66047114	LEUKOCLIP SD CARTRIDGE 10w	Box/10*


*Not available in New Zealand

LEUKOSTRIP[◇]

Adhesive, hypoallergenic wound closure strips

LEUKOSTRIP is a wound closure strip that keeps wound edges together securely. It is made of 100% polyamide material coated with a hypoallergenic adhesive.

LEUKOSTRIP is indicated for cuts and surgical incisions, and can help minimise scar formation when used to replace sutures or staples.



Code	Product description	Items per unit
White		
66002876	4mm x 38mm (8 strips/pouch)	Box/50
66002878	6.4mm x 76mm (3 strips/pouch)	Box/50
66002879	6.4mm x 102mm (5 strips/pouch)	Box/50
66002880	13mm x 102mm (6 strips/pouch)	Box/50
66002881	26mm x 102mm (4 strips/pouch)	Box/25
66002903	4mm x 76mm (4 strips/pouch)	Box/50
66002952	6.4mm x 76mm (3 strips/pouch)	Box/10*
66002953	13mm x 102mm (6 strips/pouch)	Box/10*
Tan		
66002882	4mm x 38mm (4 strips/pouch)	Box/50
66002883	6.4mm x 76mm (3 strips/pouch)	Box/50

*Not available in New Zealand

Other

AMETOP[◇]

4% w/w Tetracaine Hydrochloride Gel

AMETOP Gel is a topical anaesthetic for dermal analgesia. It is a local anaesthetic which produces numbness of the skin and is used to relieve the pain when needles are inserted into a vein for giving an injection or taking a blood sample. It can also be used to relieve the pain of inserting small plastic tubes (cannulae) into veins for IV infusions.



Code	Product description	Items per unit
66340219	AMETOP Gel 1.5g	Box/12*

*Available in New Zealand only as a Pharmacy-Only Medicine

Education and seminars from Smith & Nephew

Smith & Nephew is committed to providing high-quality training and education for our customers. In today's rapidly developing healthcare environment, we see a role for Smith & Nephew in helping healthcare professionals keep up to date with the latest clinical developments in wound management: from new techniques and products, to clinical evidence and health economics. Our Continuing Education and Professional Development programs aim to help healthcare professionals up-skill in these areas.

Global Wound Academy

The Smith & Nephew Global Wound Academy has been developed to provide worldwide access to education and information about the therapeutic area of wound management. It has been designed so you can decide when and what you study – the choice is entirely up to you!

The Academy aims to offer a series of modular based courses at different levels, within which you can extend your knowledge of wound care. Interactive patient studies enable you to assess, diagnose and treat patients based on their medical history and the results of clinical tests. You can then find out if your diagnosis and subsequent treatment correlate with the latest thinking in wound care.

Register for the Global Wound Academy at:

www.globalwoundacademy.com/en-au/

Customised education sessions

Smith & Nephew provides a comprehensive range of in-service options based on customer need. This degree of flexibility is designed to optimise educational support so that resources supporting product use are congruent with the dynamics of the diverse health environment.

Workshops, courses and meetings

In conjunction with leading clinicians and researchers, Smith & Nephew develops, organises and delivers educational events focused on specific indication areas.

For more information on any Smith & Nephew program, please contact the Smith & Nephew representative in your area, or Customer Service on 13 13 60.

Our website www.smith-nephew.com/australia/healthcare/educationandevents/event-calendar---conferences-and-seminars has extensive information on wound indications and product usage.

e3Learning

e3Learning offers a convenient and flexible approach to online learning.

Enhance your knowledge on the latest wound management principles through three modules: Wound Bed Preparation, Pressure Ulcers and Skin Tears using the STAR Skin Tear Classification System, the latest research from Curtin University of Technology School of Nursing and Midwifery and Silver Chain.

The modules cater for many styles of learning incorporating visual, auditory, and interactive activities. Instant feedback is provided on the application and retention of knowledge by completing short activities. Additional features are available upon request including the ability to generate reports at an organisational level for accreditation. Each module provides participants with 1 RCNA point.

To access these modules, visit: www.wound.e3learning.com.au

Wound Management seminars⁺

The Smith & Nephew Wound Management seminar is a comprehensive one-day program that provides an overview of the core parameters relating to holistic wound management, with integration of current trends related to clinical practice. Content includes revision of:

- Anatomy and physiology of skin
- Physiology of wound healing
- Holistic wound assessment and factors influencing healing, Wound Bed Preparation principles and T.I.M.E. framework
- Wound indications (e.g. pressure injuries and skin tears)
- Core product groups designed to meet the changing needs of the local wound environment

For information about Smith & Nephew Seminars within Australia, visit:

www.smith-nephew.com/australia/healthcare/educationandevents/event-calendar---conferences-and-seminars



Australian
College of
Nursing

Caring for your career

ENDORSED
COURSE

⁺Smith & Nephew has ACN Authorised Provider of Endorsed Courses (APEC) status, subsequently our educational activities may attract ACN CNE points.

Reference herein to any specific commercial products, process, or service by trade name, trademark, manufacturer or otherwise, does not necessarily constitute or imply its endorsement, recommendation, or favouring by ACN.

References

1. Leaper D, et al. Extending the TIME concept: what have we learned in the past 10 years? *International Wound Journal* 2012; 9 (supp 2): 1-19.
2. Cubison TCS, et al. Dermal preservation using the Versajet hydrosurgery system for debridement of paediatric burns. *Burns* 2006; 32: 714-720.
3. Wright JB, et al. Wound management in an era of increasing bacterial antibiotic resistance: a role for topical silver treatment. *Am J Infect Cont* 1998; 26: 572-577.
4. Wright JB, et al. The comparative efficacy of two antimicrobial barrier dressings: in vitro examination of two controlled release silver dressings. *Wounds* 1998; 10: 179-188.
5. Wright JB, et al. Efficacy of topical silver against fungal burn wound pathogens. *Am J Infect Cont* 1999; 27: 344-350.
6. Yin HQ, et al. Comparative evaluation of the antimicrobial activity of ACTICOAT antimicrobial barrier dressing. *J Burn Care Rehab* 1999; 20:195-200.
7. Data on file. Broad-spectrum antibacterial activity of nanocrystalline silver. 2003; report 0109003.
8. Woodmansey E. Antimicrobial activity of Allevyn Ag Non-Adhesive against a broad spectrum of microorganisms. Data on file; 2007: report 0703006.
9. Daubney L. ALLEVYN Ag dressings silver release testing. Data on file; 2007: report 0706038.
10. Driffield K. Antimicrobial activity of ALLEVYN Ag dressings in comparison to other silver-based antimicrobial dressings against MRSA using a dynamic shake flask method. Data on file; 2007: report 0708055.
11. Woodmansey E. Antimicrobial activity of ALLEVYN Ag Non-Adhesive and ALLEVYN Ag Gentle against a broad spectrum of wound pathogens. Data on file; 2009: report 0903004.
12. Holland KT, Davis W. A note on an in vitro test system to compare the bacterial properties of wound dressings. *J App Bact* 1985; 59: 61-63.
13. Kobayashi H, et al. Bactericidal effects antiseptics and disinfectants against Methicillin- resistant *Staphylococcus aureus*. *Infect Cont Hosp Epidem* 1989; 10: 562-564.
14. Vaughan KL, et al. Antimicrobial activity of DURAFIBER Ag against bacteria, yeast and fungi commonly found in wounds over a 7 day period. Data on file; 2010: report 1009012
15. Hansson C. The effects of cadexomer iodine paste in the treatment of venous leg ulcers compared with hydrocolloid dressing and paraffin gauze dressing. *Int J Derm* 1998; 37: 390-396.
16. Mertz PM, et al. Can antimicrobials be effective without impairing wound healing? The evaluation of a cadexomer iodine ointment. *Wounds* 1994; 6: 184-193.
17. Sundberg J, Mellor R. A retrospective review of the use of cadexomer iodine in the treatment of wounds. *Wounds* 1997; 9(3): 68-86.
18. Akiyama H, et al. Assessment of cadexomer iodine against *Staphylococcus aureus* biofilm in vivo and in vitro using confocal laser scanning microscopy. *J Dermatol* 2004; 31: 529-534.
19. Troëng T, et al. A randomised multicentre trial to compare the efficacy of cadexomer iodine and standard treatment in the management of chronic venous ulcers in out-patients, in: Fox JA, Fischer H (eds). *Cadexomer Iodine*. Stuttgart: FK Schattauer Verlag; 1983.
20. Lindsay G, et al. A study in general practice of the efficacy of cadexomer iodine in venous leg ulcers treated on alternate days. *Acta Therapeutica* 1986; 544 (sup): 60-61.
21. McCann A. An in vitro comparison of ALGISITE M versus other alginate dressings, and a hydro-fibre dressing, Aquacel. Data on file; 2000: report PS/WR/00/05003a.
22. Palmer S, Dharma H. An open, prospective, randomised, comparative volunteer trial to compare the performance of silicone adhesive dressings. Data on file; 2012: report OR-DOF/020.
23. Roberts S. Fluid handling properties of ALLEVYN Life. Data on file; 2012; report DS/12/124/DOF
24. Roberts S. Physical properties of ALLEVYN Life. Data on file; 2012; report DS/12/123/DOF.
25. Roberts S. Odour reducing properties of ALLEVYN Life. Data on file; 2012: report DS/12/127/DOF.
26. Stephen-Haynes J, et al. The clinical performance of a silicone foam in an NHS community trust. *J Comm Nurs* 2013; 27(5): 50-59
27. Roberts S. Impact protection properties of ALLEVYN Life, Mepilex® Border and Biatain® silicone. Data on file; 2012: report DS/12/127/DOF.
28. Dowler A. DURAFIBER dressing physical properties. Data on file; 2010: report DS/10/056/RI.
29. Greenwood JE. Development of patient pathways for the surgical management of burn injury. *ANZ J Surg* 2006; 76: 805-811.
30. Lang EM, et al. Biobrane in the treatment of burn and scald injuries in children. *Ann Plast Surg* 2005; 55: 485-489.
31. Lumb H. Bacterial barrier testing (wet-wet) of PICO® dressing with a 7 day test duration against *S. marcescens*. Data on file; 2011: report 1102010.
32. Malmjö M, et al. Biological effects of a disposable, canisterless Negative Pressure Wound Therapy system. *ePlasty* 2014;14:113-127.
33. Canonico S, et al. Therapeutic possibilities with portable NPWT. Initial multidisciplinary observations with the negative pressure device. *Acta Vulnol* 2012; 10:57-66.
34. Salvaggi F, et al. New advances in Negative Pressure Wound Therapy (NPWT) for surgical wounds of patients affected with Crohn's Disease. *Surg Tech Int* 2014; XXIV: 83-8
35. Karlakki S, et al. Negative Pressure Wound Therapy for management of the surgical incision in orthopaedic surgery. A review of evidence and mechanism for an emerging indication. *Bone Joint Res* 2013; 2: 276-284.
36. Wilkes RP, et al. Closed incision management with negative pressure wound therapy (CIM): Biomechanics. *Surg Innov* 2011; doi:10.1177/1553350611414920.
37. Huang C, et al. Effect of negative pressure wound therapy on wound healing. *Problems in Surgery* 2014; 51: 301-331.
38. SMTL. Sub-bandage pressure measurements of tubular bandages. Data on file; 2020: report 10/343/1.
39. Taylor AD, et al. Prospective comparison of healing rates and therapy costs for conventional and four-layer high-compression bandaging treatments of venous leg ulcers. *Phlebology* 1998; 13: 20-24.
40. Moffatt C, et al. Randomised trial comparing two four-layer bandage systems in the management of chronic leg ulceration. *Phlebology* 1999; 14: 139-142.
41. Achterberg V, et al. Hydroactive dressings and serum proteins: an in vitro study. *J Wound Care* 1996; 5: 79-82.
42. Krishnamoorthy L, et al. A dynamic regulator: the role of growth factors in tissue repair. *J Wound Care* 2001; 10: 99-101.
43. Robb WAT. Clinical trial of MELOLIN: a new non-adherent dressing. *Brit J. Plast. Surg* 1961; 14: 47-49.
44. Hornabrook RA. The bacterial barrier properties of OPSITE IV 3000. Data on file; 1990: report MBPI31.
45. Benson R. Data on file. Bacterial barrier properties of OPSITE Post-op film against methicillin-resistant MRSA. Data on file: report 0505004.
46. National Pressure Ulcer Advisory Panel, European Pressure Ulcer Advisory Panel and Pan Pacific Pressure Injury Alliance. *Prevention and Treatment of Pressure Ulcers: Clinical Practice Guideline* Emily Haesler ed. Cambridge Media: Osborne Park, Perth; 2014.
47. Swafford K, et al. Use of a comprehensive pressure ulcer prevention program to reduce the incidence of hospital- acquired pressure ulcers in an intensive care unit setting. *American Journal of Critical Care* 2016; 25(2): 152-155.
48. Carney SA, et al. Cica-Care gel sheeting in the management of hypertrophic scarring. *Burns* 1994; 20:163-167.

Please consult product labels and inserts for any indications, contraindications, hazards, warnings, cautions and instructions for use. Products listed and outline of care are examples only. Product selection and management should always be based on comprehensive clinical assessment. Always read the label and use only as directed. If symptoms persist see your doctor/healthcare professional.

Supporting healthcare professionals for over 150 years

**Smith & Nephew Pty Ltd
Australia**

85 Waterloo Road
North Ryde NSW 2113
PO Box 393
North Ryde NSW 1670
T +61 2 9857 3999
F +61 2 9857 3900
www.smith-nephew.com/australia

Customer Service

T 13 13 60
F 1800 671 000

**Smith & Nephew Ltd
New Zealand**

Unit A 36 Hillside Road
Wairau Valley Auckland 0627
PO Box 316005
Wairau Valley Auckland 0760
T +64 9 820 2840
F +64 9 820 2841
www.smith-nephew.com/new-zealand

Customer Service

T 0800 657 799 (Surgical)
T 0800 807 663 (Wound)

°Trademark of Smith & Nephew SN13169 (6/17)