










Hoyer® Loop Style Sling Color/Size Chart - Standard Size

Recommended weight range should only be used as a guideline as other factors can affect sizing.


Lift Types		Spreader Bar	Sling SWL
Advance Elara HPL450 HPL500	HPL700 Presence Stature	Loop 	500 lbs.




Sling	Size	Color	Recommended Weight Range (lbs)																		
			35	75	100	125	150	175	200	275	350	500									
Access  Material: Padded	XS	Brown	NA1600																		
	S	Red	NA1601																		
	M	Yellow		NA1603																	
	L	Green			NA1606																
	XL	Blue								NA1608											
Access, Head Support  Material: Padded	S	Red	NA1626																		
	M	Yellow		NA1627																	
	L	Green			NA1628																
	XL	Blue							NA1629												
	Quickfit  Material: Padded	XS	Brown	NA1002P																	
S		Red	NA1000P																		
M		Yellow		NA1003P																	
L		Green			NA1006P																
XL		Blue							NA1008P												
Quickfit  Material: Mesh	S	Red	NA1001																		
	M	Yellow		NA1004																	
	L	Green			NA1007																





Sling	Size	Color	Recommended Weight Range (lbs)																		
			35	75	100	125	150	175	200	275	350	500									
Full Back  Material: Padded	XS	Brown	NA1067																		
	S	Red	NA1068																		
	M	Yellow		NA1069																	
	L	Green			NA1070																
	XL	Blue							NA1071												
Full Back  Material: Mesh	XS	Brown	NA1080																		
	S	Red	NA1081																		
	M	Yellow		NA1082																	
	L	Green			NA1083																
	XL	Blue							NA1084												
Full Back Disposable  Material: Disposable	XS	Brown	NA25620																		
	S	Red	NA25621																		
	M	Yellow		NA25622																	
	L	Green			NA25623																
	XL	Blue							NA25624												
Full Body Hammock  Material: Polyester	S	Red	NA3171																		
	M	Yellow		NA3172																	
	L	Green			NA3173																

Hoyer® Loop Style Sling Color/Size Chart - Standard Size

Recommended weight range should only be used as a guideline as other factors can affect sizing.

Lift Types		Spreader Bar	Sling SWL
Advance Elara HPL450 HPL500	HPL700 Presence Stature	Loop 	500 lbs.

Sling	Size	Color	Recommended Weight Range (lbs)									
			35	75	100	125	150	175	200	275	350	500
Quickfit Deluxe  Material: Polyester	XS	Brown	NA1048									
	S	Red	NA1050									
	M	Yellow				NA1053						
	L	Green			NA1056							
	XL	Blue								NA1058		
Quickfit Deluxe  Material: Mesh	S	Red	NA1051									
	M	Yellow				NA1054						
	L	Green			NA1057							
	XL	Blue								NA1059		
Quickfit Deluxe  Material: Padded	S	Red	NA1050P									
	M	Yellow				NA1053P						
	L	Green			NA1056P							


Sling	Size	Color	Recommended Weight Range (lbs)									
			35	75	100	125	150	175	200	275	350	500
Long Seat  Material: Polyester	S	Red	NA1100									
	M	Yellow				NA1103						
	L	Green			NA1106							
	XL	Blue								NA1109		
Long Seat  Material: Mesh	S	Red	NA1101									
	M	Yellow				NA1104						
	L	Green			NA1107							
Long Seat Commode  Material: Polyester	S	Red	NA1125									
	M	Yellow				NA1128						
	L	Green			NA1131							
Long Seat Commode  Material: Mesh	S	Red	NA1126									
	M	Yellow				NA1129						
	L	Green			NA1132							



*All slings on this page may be used for amputees





NA2650 Extension Straps available add length to the existing sling straps

Hoyer® Clip Style Sling Color/Size Chart - Standard Size

Recommended weight range should only be used as a guideline as other factors can affect sizing.

Lift Types	Cradle	Sling SWL
Presence Stature	Clip 	500 lbs.


Sling	Size	Color	Recommended Weight Range (lbs)										
			35	75	100	125	150	175	200	275	350	500	
Comfort Standard  Material: Polyester	XS	Brown	NA25501										
	S	Red	NA25502										
	M	Yellow				NA25503							
	L	Green							NA25504				
	XL	Blue											NA25505
Comfort  Material: Mesh	S	Red	NA25512										
	M	Yellow				NA25513							
	L	Green							NA25514				
	XL	Blue										NA25515	
Comfort  Material: Padded	XS	Brown	NA25506										
	S	Red	NA25507										
	M	Yellow				NA25508							
	L	Green							NA25509				
Comfort Disposable  Material: Disposable	XS	Brown	NA25610										
	S	Red	NA25611										
	M	Yellow				NA25612							
	L	Green							NA25613				
	XL	Blue											NA25614



Sling	Size	Color	Recommended Weight Range (lbs)									
			35	75	100	125	150	175	200	275	350	500
Comfort Access  Material: Padded	S	Red	NA25571									
	M	Yellow				NA25572						
	L	Green							NA25573			
	XL	Blue										
Comfort Access Head Support  Material: Padded	M	Yellow				NA25577						
	L	Green							NA25578			
	XL	Blue										
Comfort Amputee*  Material: Polyester	S	Red	NA1201									
	M	Yellow				NA1202						
	L	Green							NA1203			
Comfort Sling Accessory			Style	Size	Part Number							
Comfort Pad 	Padded	One Size	NA25517									
	Standard	One Size	NA25516									


*Must be used with HOY_AMPUTEE_SB

Hoyer® Loop and Clip Style Sling Color/Size Chart - Standard Size

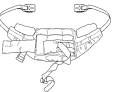
Recommended weight range should only be used as a guideline as other factors can affect sizing.

Lift Types	Cradle	Sling SWL
Ascend** Elevate Journey	Loop 	440 lbs.


Sling	Size	Color	Recommended Weight Range (lbs)									
			35	75	100	125	150	175	200	275	350	440
Deluxe Stand-Aid  Material: Polyester	S	Red	NA13499N									
	M	Yellow					NA13500N					
	L	Green					NA13498N					
Deluxe Transport  Material: Polyester	S	Red	NA13502N									
	M	Yellow					NA13501N					
	L	Green					NA13503N					

Sling	Size	Color	Recommended Weight Range (lbs)									
			35	75	100	125	150	175	200	275	350	440
Standing Disposable  Material: Disposable	S	Red	NA13525N									
	M	Yellow					NA13526N					
	L	Green					NA13527N					

**Ascend is discontinued - for reference only


Sling	Size	Color	Recommended Weight Range (lbs)									
			35	75	100	125	150	175	200	275	350	440
Stand-Aid Clip*  Material: Polyester	M	Yellow					NA13510					
	L	Green					NA13511					



















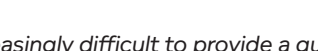
*Elevate only. Must have 0Y0488 type spreader bar for clip style sling.

Lift Types	Cradle	Sling SWL
Elevate	Clip 	440 lbs.

Hoyer® Loop Style Sling Color/Size Chart - Bariatric Size

Recommended weight range should only be used as a guideline as other factors can affect sizing.

Lift Types	Spreader Bar	Sling SWL
Calibre HPL700	Bariatric Loop 	850 lbs.



Sling	Size	Color	Color Example	Part Number
Quickfit  Material: Polyester 	M	Yellow with White Stripes		NA1009P
	L	Green with White Stripes		NA1010P
	XL	Blue with White Stripes		NA1011P
	XXL	Black with White Stripes		NA1012P
Full Back  Material: Polyester 	M	Yellow with White Stripes		NA1072
	L	Green with White Stripes		NA1073
	XL	Blue with White Stripes		NA1074
	XXL	Black with White Stripes		NA1075
Hammock*  Material: Spacer 	XL	Red with White Stripes		NA1030
	XXL	Yellow with White Stripes		NA1031
	3XL	Green with White Stripes		NA1032
	4XL	Blue with White Stripes		NA1033
	5XL	Black with White Stripes		NA1034


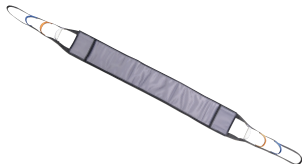
*Only smaller sizes should be used with the HPL700 due to clearance over beds.



** Due to the varying nature of bariatric patient shapes and sizes, it becomes increasingly difficult to provide a guide on sling size based on weight alone. Patients should be individually assessed to ascertain the correct size sling.



Hoyer® Loop Style Sling Color/Size Chart

Recommended weight range should only be used as a guideline as other factors can affect sizing.

Lift Types		Spreader Bar
Advance Elara HPL450	HPL500 Presence Stature	Loop 
Calibre	HPL700	Bariatric Loop 


Sling	Item Number	Sling SWL	Sling	Item Number	Sling SWL	Sling	Item Number	Sling SWL
Repositioning, Standard 	NA25710	1000 lbs.	Twin Turner, Regular 	NA25705	625 lbs.	Limb, Multi Loop 	NA25700	400 lbs.




Sling	Sling SWL	Size	Color	Recommended Weight Range (lbs)														
				35	75	100	125	150	175	200	275	350	500					
Standing Harness  Material: Polyester 	500 lbs	XS	Brown	NA26600														
		S	Red	NA26601														
		M	Yellow	NA26602														
		L	Green	NA26603														




Sling	Size	Part Number
Slide Sheet  Material: Polyester 	S	NA25525
	M	NA25526
	L	NA25527
	XL	NA25528
	XXL	NA25529

Hoyer® Loop Style Sling Color/Size Chart - Standard Size

Recommended weight range should only be used as a guideline as other factors can affect sizing.

Lift Types		Spreader Bar	Sling SWL
HML400 HPL402	CHLA-2 CHLA-2T	Loop 	600 lbs.

Sling	Size	Color	Recommended Weight Range (lbs)									
			35	75	100	125	150	175	200	275	350	500
U Sling Head Support  Material: Padded	S	Red	70013									
	M	Yellow	70012									
	L	Green	70011									
	XL	Blue	70010									
U Sling Head Support  Material: Mesh	S	Red	50027									
	M	Yellow	50026									
	L	Green	50025									
U Sling  Material: Padded	S	Red	70003									
	M	Yellow	70002									
	L	Green	70001									
	XL	Blue	70000									

Sling	Size	Color	Recommended Weight Range (lbs)									
			35	75	100	125	150	175	200	275	350	500
U Sling  Material: Mesh	S	Red	50023									
	M	Yellow	50022									
	L	Green	50021									
	XL	Blue	50020									
One Piece  Material: Polyester	S	Red	70053									
	M	Yellow	70052									
	L	Green	70051									
One Piece Commode  Material: Polyester	S	Red	70058									
	M	Yellow	70057									
	L	Green	70056									
	XL	Blue	70055									

*One Piece slings may be used for amputees