

PATRIOT™ HOMECARE BED
A BED BUILT TO LAST



★★★
PATRIOT

★★★ PATRIOT

- ★ 1 The robust grid sleep surface, proudly made in the USA, provides better mattress support than traditional spring decks
The Patriot enables one-person delivery with quicker set-up since there are no springs to connect
- ★ 2 Grid surface is easier to clean due to its overall finish and now features **SilverSolutions** – a anti-microbial technology that provides protection against bacteria and odor
- ★ 3 Grid deck offers maximum pinch point protection between moving deck angles - thus reducing the risk of injury during bed setup
- ★ 4 Patent pending rail slots in frame ensure quick and proper rail placement
- ★ 5 Patriot Beds are offered with Fiberboard Decorative Walnut or High-Impact Plastic Bed Ends
- ★ 6 Easy mount bed ends feature locking pins to secure bed ends to sleep deck
- ★ 7 Semi and Full-Electric options available with Full-Electric model that makes bed height adjustment easy and can be adjusted to be a conventional height OR low bed for better inventory management!
- ★ 8 Single motor unit is designed for easy installation, requires less maintenance and provides the ultimate in quiet, smooth operation
- ★ 9 The head and foot sections can be raised or lowered simultaneously or independently with one hand control
- ★ 10 During a power failure the motor unit can lower both the head and foot section with just a single standard 9 volt battery
- ★ 11 Corner mattress retainers keep mattress secure on sleep deck (Not shown)
- ★ 12 Assembles easily with just five components
Only homeware bed to offer a 4-inch extension kit that can extend either the head, foot, or both head and foot up to 88" (see right)

Technical Specifications

- Maximum patient weight 350 lbs
- 450 lb evenly distributed total weight capacity including patient, mattress, rails, and accessories
- Overall Bed Size: 87" L x 36" W
- Lift Range: Head - 60°, Knee - 30°
- Bed Height: Min. 15", Max. 24" (at deck level)

Height Adjustment (Full-Electric):

Casters in Low Position:

Min. 9.5", Max. 20" (at deck level)

Casters in Standard Position:


Min. 13", Max. 23.5" (at deck level)

Patriot Homecare Bed Accessories

Lumex® Patriot™ Liberty Bed Rails have been designed to offer a safe and secure bed rail system to provide you with the utmost level of quality to meet your homeware bed needs. Developed using the FDA Hospital Bed System Dimensional Guidance to Reduce Entrapment and tested to the Hospital Bed Safety Workgroup and FDA Dimensional Test Methods for Bed System Zones 1-4 and International Standard IEC60601-2-38 Requirements for the Safety of Electrically Operated Hospital Beds, these new FDA Compliant bed rail systems offer added protection and reduce the risk of entrapment.

Features include:

- Improved rail design decreases the spacing between the crossbars, thus reducing the risk of entrapment
- New bed rail length closes open areas that can occur during full bed articulation
- Rails now mount in fixed patent pending rail slots (shown right) on Patriot™ bed deck to prevent sliding and moving — easy installation saves delivery and setup time and ensures proper rail placement
- Spring-loaded, self-adjusting crossbraces feature safety tabs that prevent accidental disengagement when bumped or during application of side pressure
- Heavy-duty steel construction
- Rails are powder-coated with an environmentally-friendly, long-lasting hammertone finish and secure gripping surface





Lumex® Full Length Rail (GF6570B-1)

The Full Length Rail is a nominal, telescoping full length rail that provides maximum length rail perimeter coverage, intended for use by patients requiring maximum length rail and maximum perimeter protection.


Lumex® Half No-Gap Head Rail (GF6590BH-1)

Provides full head coverage of 31.5 inches and extends to eliminate the gap between the head board and the end of the rail.





Patent pending rail slot



Lumex® Quarter Rail (GF6580BH-1)
 Approximately 18 inches in length when mounted, this rail can be used as a head assist, head rail, or

foot rail to provide minimal rail coverage and gives assistance when entering or exiting the bed.

Patriot Storage Cart (600-1003-000)
 Bracket set creates a self-contained complete bed transporter that utilizes bed ends to transport the head and foot spring sections, and other bed components.



Bed Extension Kit (690-0084-000)
 4-inch extension kit that can extend either the head, foot, or both head and foot up to 88".



graham field™

The Graham-Field® Family of Brands

LUMEX® Everest & Jennings®  Hausted® Grafo®  Basic American® LUMISCOPE® JOHN BUNN®

Information contained herein is subject to change.
The most current and complete product information can be found on our website.
www.grahamfield.com

Follow us on   

© 2015, GF Health Products, Inc. All Rights Reserved. Lumex is a trademarks of GF Health Products, Inc.
GF Health Products, Inc. is an ISO 13485 Certified Company.

GF0900257RevD17